



The Department of Trade and Industry (**the dti**)

Physical Address

**the dti** Campus, 77 Meintjies Street, Sunnyside, Pretoria, Gauteng, 0002

Postal Address

**the dti**, Private Bag X84, Pretoria, Gauteng, 0001



**the dti**

---

Department:  
Trade and Industry  
**REPUBLIC OF SOUTH AFRICA**

**CONTENTS**

1. Abbreviations and Acronyms	2
2. Forewords by the Executives	3
3. The Incentive Development and Administration Division	5
4. Snapshot of Incentive Performance 2016/17	7
5. Broadening Participation Cluster	12
6. Manufacturing Investment Cluster	18
7. Services Investment Cluster	36
8. Competitiveness Investment Cluster	45
9. Infrastructure Investment Support Cluster	59
10. List of Supported Projects for 2016/17	65

# 1. ABBREVIATIONS

TERM	DEFINITION
12I	12I Tax Allowance Incentive
AIS	Automotive Investment Scheme
ADEP	Aquaculture Development and Enhancement Programme
BBBEE	Broad-Based Black Economic Empowerment
BIS	Black Industrialist Scheme
BPC	Broadening Participation Cluster
BPS	Business Process Services
CDP	Cluster Development Programme
CIC	Competitiveness Investment Cluster
CIP	Critical Infrastructure Programme
CM	Component Manufacturer
CPFP	Capital Projects Feasibility Programme
EBFM	Emerging Black Filmmakers
EMIA	Export Marketing Investment Assistance
FILM and TV	Film and Television Production and Post-production Incentives
GFCF	Gross Fixed Capital Formation
IDAD	Incentive Development and Administration Division
IDC	Industrial Development Corporation
ISP	Incubator Support Programme
MCEP	Manufacturing Competitiveness Enhancement Programme
MIC	Manufacturing Investment Cluster
MIP	Manufacturing Investment Programme
NDT	National Department of Tourism
PFMA	Public Finance Management Act
SARS	South African Revenue Services
SEZ	Special Economic Zones
SIC	Services Investment Cluster
SMMEs	Small, Medium and Micro-sized Enterprises
SPII	Support Programme for Industrial Innovation
SPP	Strategic Partnership Programme
SSAS	Sector-Specific Assistance Scheme
<b>the dti</b>	The Department of Trade and Industry
THRIP	Technology and Human Resources for Industry Programme





DR ROB DAVIES, MP  
Minister of Trade and Industry

In this report it is evident that **the dti** supports economic activities that involve industrial and enterprise development, as well as compliance with the Broad-Based Black Economic Empowerment (B-BBEE) Act 53 of 2003 ...

In this report it is evident that **the dti** supports economic activities that involve industrial and enterprise development, as well as compliance with the Broad-Based Black Economic Empowerment (B-BBEE) Act 53 of 2003, as amended by Act 46 of 2013. During 2016/17 a total of 1 549 enterprises were approved across all the Incentive Development and Administration Division (IDAD) incentives, totalling an amount of R12.8 billion and attracting an estimated R39.4 billion in investment. Throughout this reporting period 23 351 projected new jobs were recorded and claims amounted to R4.6 billion were paid to beneficiaries.

Overall, Gauteng took the lead with regard to number of approvals (597), and projected number of new jobs (8 647). Western Cape was in the second position with 556 approvals, and a projected 8 583 new jobs, and KwaZulu-Natal in third place with 211 approvals and an anticipated 4 513 new jobs.

In the year under review, significant progress has been made in implementing IPAP programmes. One of the flagship programmes, the Black Industrialist Scheme (BIS), approved 36 projects run by black industrialists, allowing them to undertake investment projects of R3.1 billion, and is estimated to create 3 979 jobs and retain 3 837 jobs. Through the approval of 13 projects, the Critical Infrastructure Programme (CIP), played a role in revitalising industrial parks, with approximately R3 billion expected to be leveraged in investment and supporting 2 681 new jobs. In addition to these programmes, **the dti** attracted an estimated R14.3 billion in investment from the private sector through the 12I Tax Allowance Incentive.

Through the Business Process Services incentive, a competitive business support services industry has been established in South Africa. Against the backdrop of continued challenges globally, the BPS is vital to the economy, as more than 80% of jobs created and sustained

by beneficiaries of this scheme are younger than 35, and generates export revenue. During 2016/17, 11 new projects were approved with projected export revenue of R7.1 billion and 6 687 anticipated new jobs. Although the number of approvals in the current financial year has decreased from 1 962 to 1 492, the value of the approvals shows a lesser discrepancy. However, it is clear that the main purpose of the IDAD is to grow sustainable, competitive enterprises through accessible incentive measures that support national priorities. The division is becoming exponentially more relevant as the creation of these jobs and investment would not have been possible without government support, which was acknowledged in a recent report by the World Bank entitled South Africa Economic Update released in January 2017.

I trust that the information provided in this report is useful to our partners and relevant stakeholders.



MR LIONEL OCTOBER  
Director-General of Trade and Industry

During the 2016/17 financial year, **the dti** has diversified its strategy by supporting development of new products and processes through incentives such as the Technology and Human Resources for Industry Programme (THRIP), which attracted the involvement of 75 students from various universities across the country and a number of SMMEs innovating from their premises. THRIP promotes the collaboration among government, industry and academia to produce highly skilled human resources and technology solutions, with the intention of improving industry competitiveness

Twenty-three projects with an incentive value of R156.2 million were approved across six provinces, with Gauteng and Western Cape accounting for R47.4 million (30.3%) and R49.2 million (31.5%) of total approvals, respectively. Grant approvals largely comprised research projects promoting competitiveness in advanced manufacturing, green energy-saving research and agro-processing.

The technical recession, which South Africa slipped into during the last semester of the year, meant that **the dti** has to accelerate its energies to reclaim the country's position industrially with full participation of the masses.

The bird's-eye view given by this report confirms the commitment of **the dti** to fulfil its manifest of incentivising support for worthy beneficiaries.



MS MALEBO MABITJE-THOMPSON  
Deputy Director-General of the Incentive Development  
and Administration Division

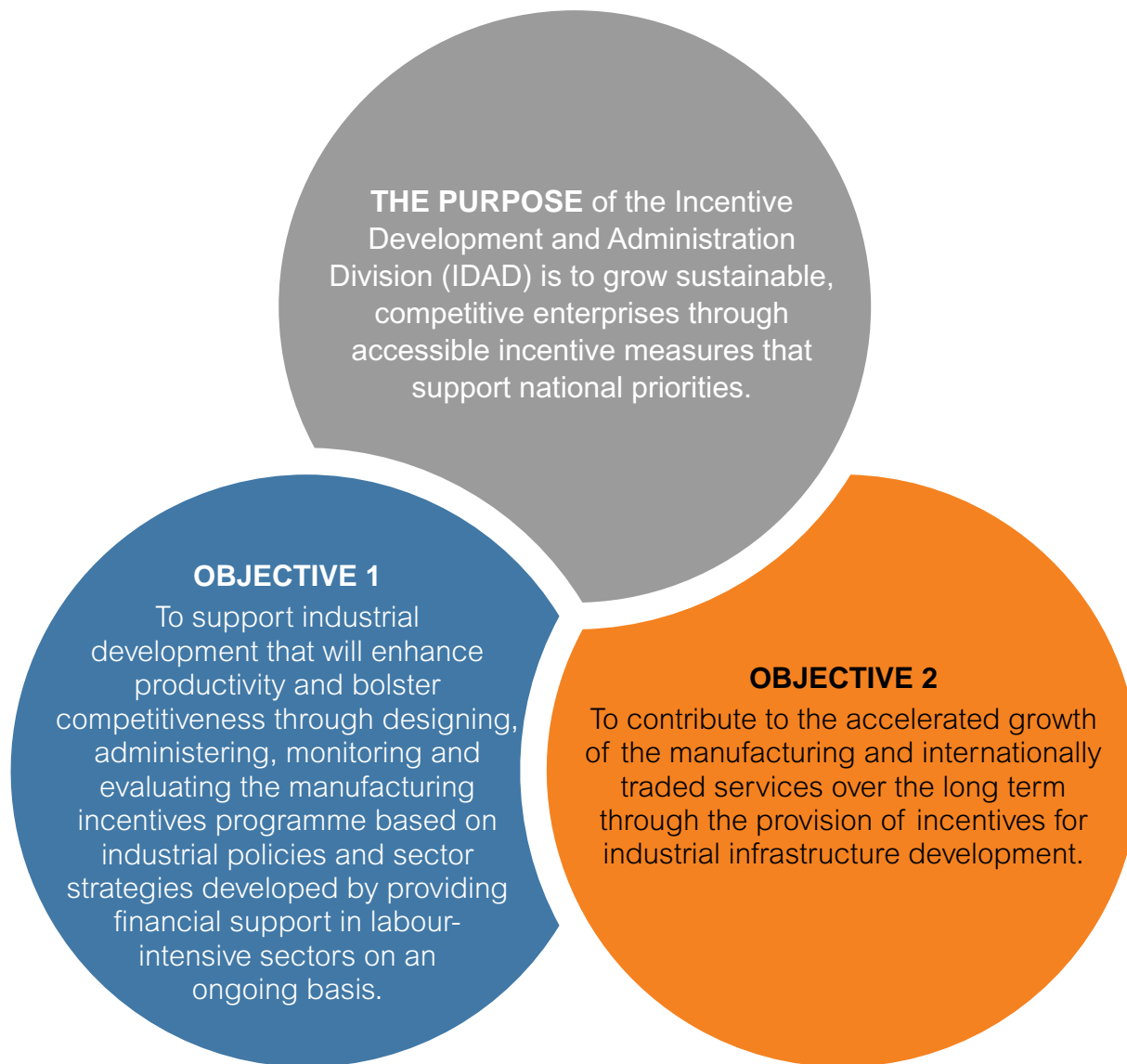
The financial year of 2016/17 was once again an exceptionally active year for IDAD. Between April 2016 and March 2017, **the dti** supported 1 549 projects to the value of R12.8 billion, with a projected investment of R39.4 billion. The value of approvals includes investment allowances of R3.9 billion and training allowances of R83.4 million to beneficiaries of the 12i TAI, who are expected to invest R14.3 billion into manufacturing projects that will contribute to a greener economy.

Other incentives anticipating high investments are the Automotive Investment Scheme (AIS), which will inject R12.4 billion into the Automotives industry, the Business Process Services (BPS) projecting export revenue of more than R7 billion and the Critical Infrastructure Programme (CIP), which is expected to invest R3 billion towards new infrastructure. Furthermore, the CIP aims to leverage investment by supporting infrastructure deemed to be critical for economic development with the intention of lowering the cost of doing business. This is achieved through supporting construction or provision of new and/or upgrading infrastructure for renewable energy projects that are not under the Renewable Energy Independent Power Producers Procurement Programme; investment that alleviates water and/or electricity dependency on the national grids; and development costs to distressed municipalities, state-owned aerospace and defence national strategic testing facilities as well as government-owned industrial parks.

**The dti** has put unwavering effort into its incentive programmes over the past financial year. We are determined to exceed these goals in the next financial year.

I trust that all stakeholders of **the dti**, and IDAD specifically, will find this report insightful. Thank you for your continued support of our endeavours.

## PURPOSE AND OBJECTIVES



## DIVISIONAL SERVICE CHARTER



Integrity



Caring



Transparency



Performance Excellence

**We commit to customer centricity by:**

- Treating customers truthfully, honestly ethically and professionally.
- Caring for our investors, entrepreneurs, customers, communities, nation and environment.
- Being accountable and taking full responsibility for all our actions.
- Embracing operational excellence.



**BROADENING PARTICIPATION CLUSTER**

- Black Industrialist Scheme (BIS)
- Technology and Human Resources for Industry Programme (THRIP)
- Support Programme for Industrial Innovation (SPII)



**MANUFACTURING INVESTMENT CLUSTER**

- 12I Tax Allowance Incentive (12I)
- Automotive Incentive Scheme (AIS)
- Manufacturing Investment Programme (MIP)
- Aquaculture Development Incentive Programme (ADEP)
- Incubation Support Programme (ISP)
- Strategic Partnership Programme (SPP)



**SERVICES INVESTMENT CLUSTER**

- Business Process Services (BPS)
- Film and Television Production (Film and TV)



**COMPETITIVENESS INVESTMENT CLUSTER**

- Manufacturing Competitiveness Enhancement Programme (MCEP)
- Export Marketing and Investment Assistance (EMIA)
- Sector-Specific Assistance Scheme (SSAS)
- Capital Projects Feasibility Programme (CPFP)



**INFRASTRUCTURE INVESTMENT CLUSTER**

- Special Economic Zones (SEZ)
- Critical Infrastructure Programme (CIP)
- Industrial Parks
- Cluster Development Programme (CDP)

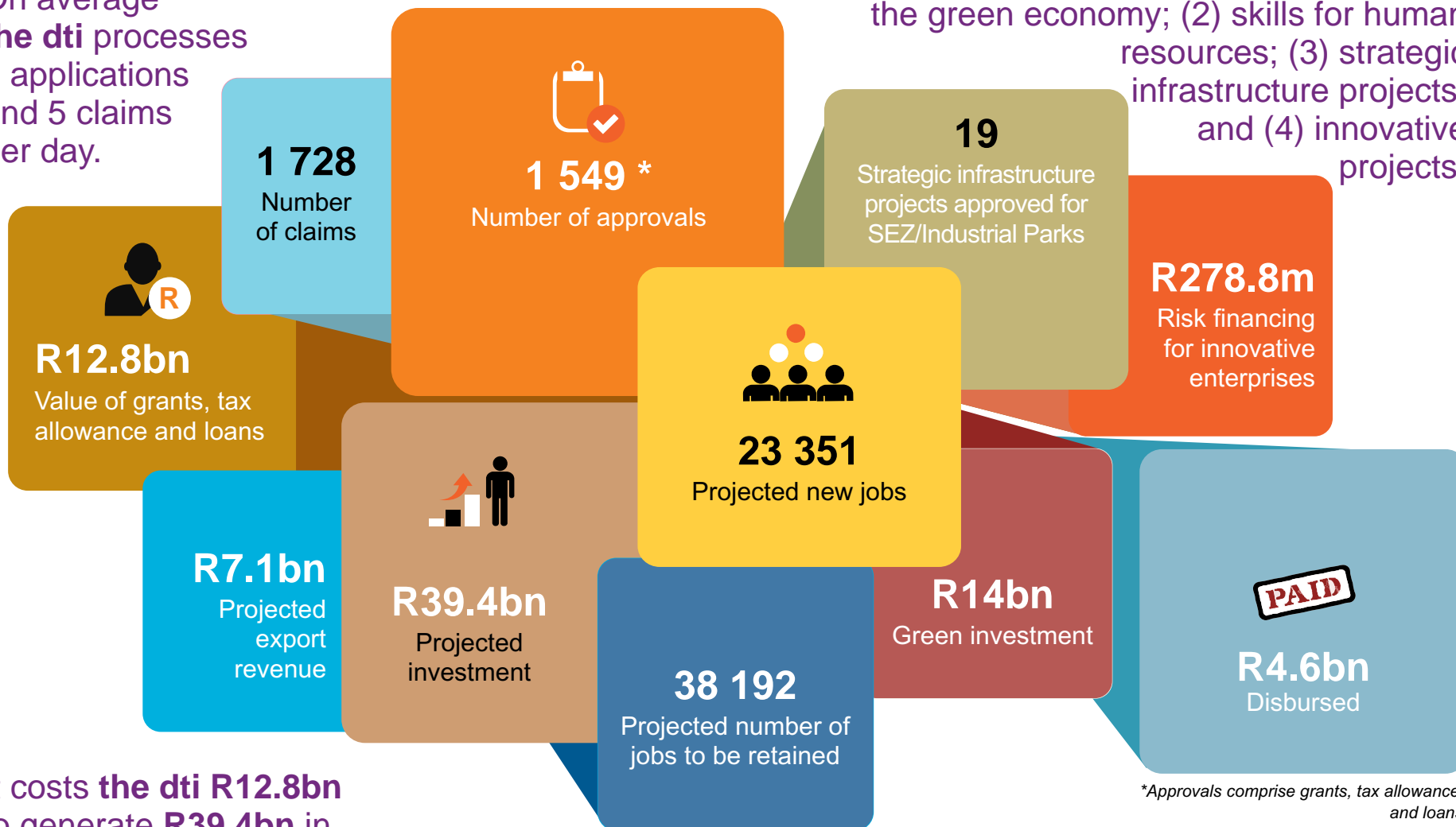


This section provides a snapshot of the performance of IDAD incentives for 2016/17 and includes an overview of performance across provinces and sectors. A more detailed analysis per incentive is discussed from Section 5 onwards.

## 2016/17

On average **the dti** processes 4 applications and 5 claims per day.

**the dti** promotes industrial competitiveness through supporting investments in (1) the green economy; (2) skills for human resources; (3) strategic infrastructure projects; and (4) innovative projects.



It costs **the dti** **R12.8bn** to generate **R39.4bn** in investment and **R7.1bn** in export revenue.

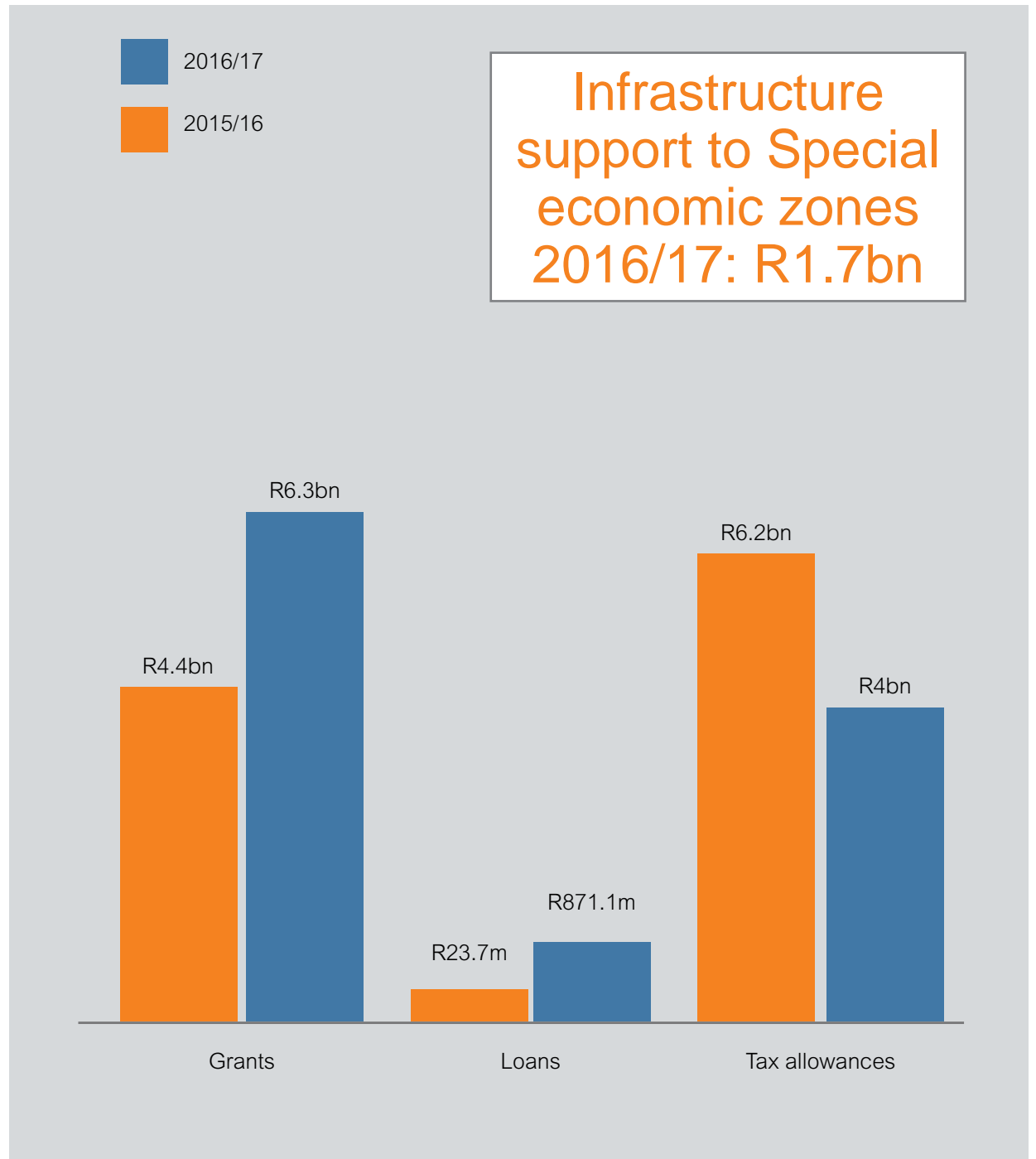
Through incentives, **the dti** supports the creation and retention of jobs.

\*Approvals comprise grants, tax allowances and loans.

TYPES OF SUPPORT: 2016/17

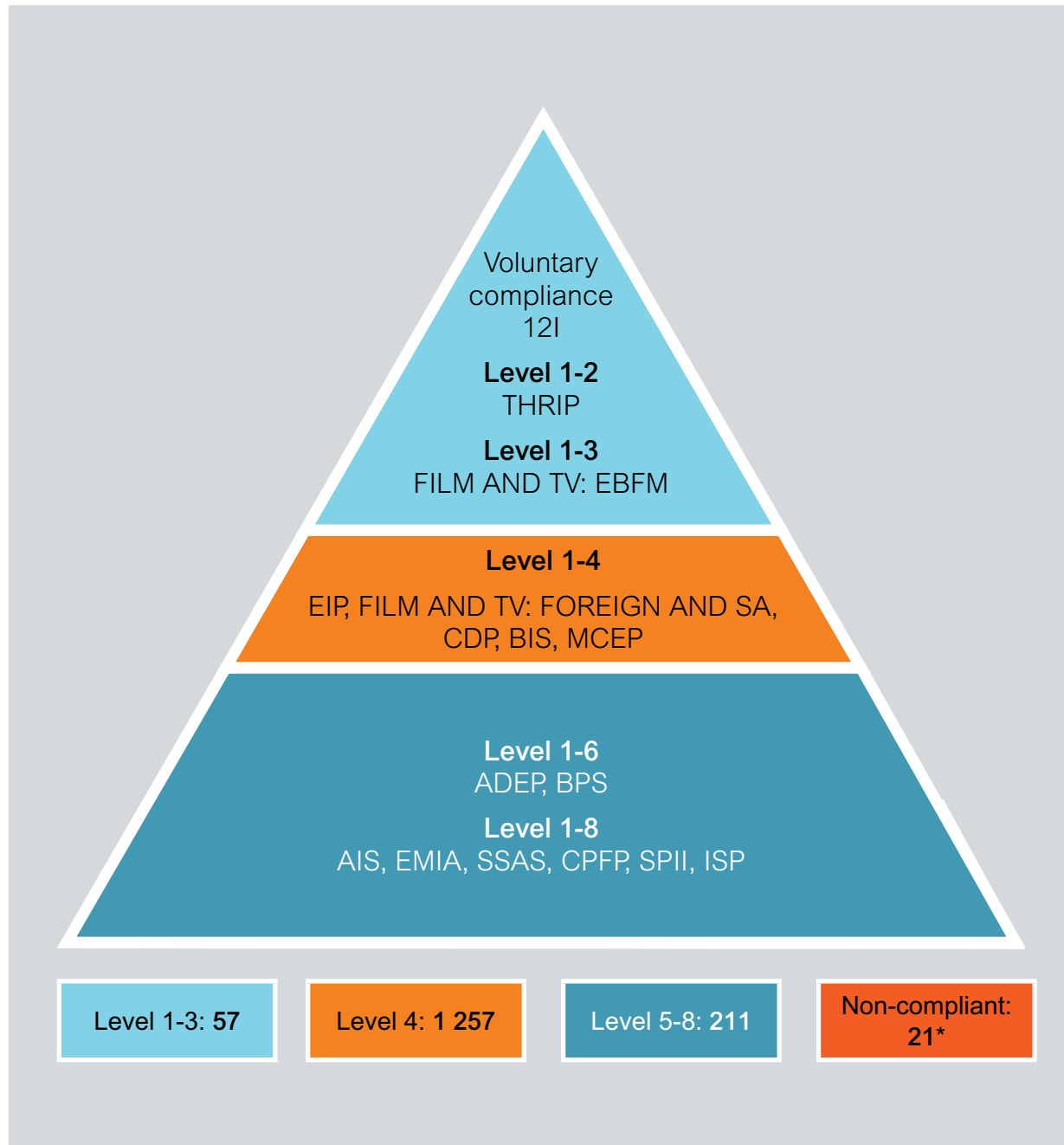
IDAD offers three kinds of incentives, namely grants, loans and tax allowances. The majority of the incentives are in the form of cost-sharing grants while loans are comprised of the MCEP loan facility administered by the Industrial Development Corporation (IDC). The 12I Tax Allowance Incentive is the only tax allowance scheme offered by the division. The cost-sharing grants increased from R4.4 billion in 2015/16 to R6.3 billion in 2016/17, while the loans provided through the MCEP loan facility also increased from R23.7 million to R871.1 million over the same period.

Investors knocking on the dti's door despite the economic recession.



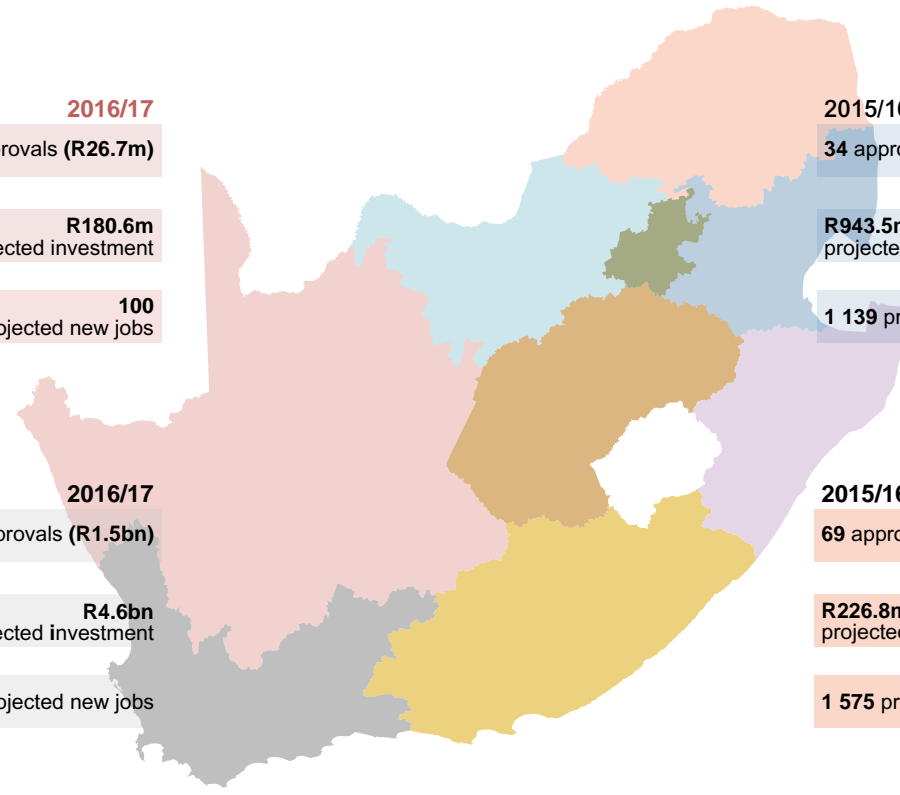
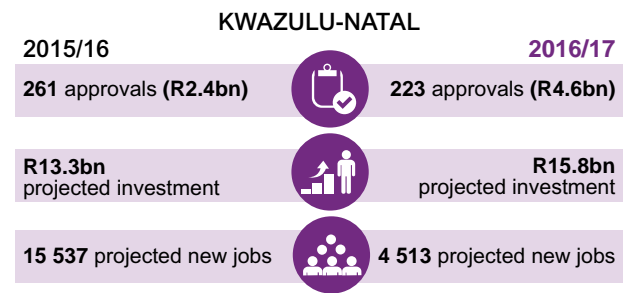




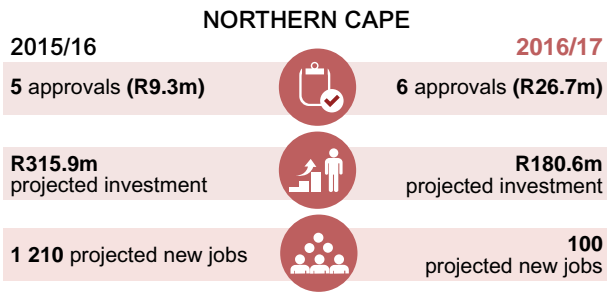


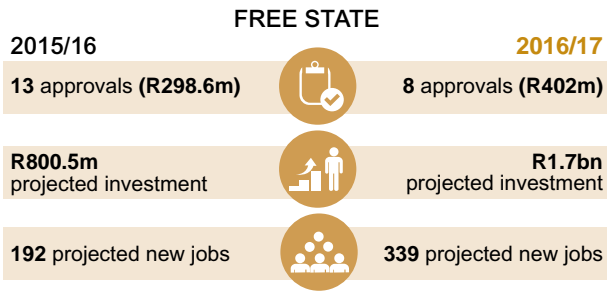
## PROMOTING TRANSFORMATION

the dti promotes transformation through compliance with the Broad-Based Black Economic Empowerment (BBBEE) Act, 2003 (Act 53 of 2003 as amended by Act 46 of 2013). More than 80% of the projects approved in 2016/17, including 1 079 SMMEs supported through the EMIA and SSAS programmes complied with at least BBBEE level 4.














\*Non-compliant projects include eight 12I projects for which compliance is voluntary and 16 SEZ projects that are not required to comply as they are public entities.

PROVINCIAL SPREAD OF APPROVALS WITH PROJECTED NEW JOBS AND INVESTMENT



STRATEGIC SECTORS SUPPORTED BY the dti

<b>AQUACULTURE</b> 	<b>BUSINESS SUPPORT SERVICES</b> 	<b>FILM AND TV</b> 	<b>INFRASTRUCTURE</b> 	<b>INNOVATION</b> 
<b>2015/16</b> <b>12 approvals (R49.1m)</b> R492.8m projected investment 1 285 projected new jobs	<b>2015/16</b> <b>27 approvals (R134.1m)</b> R6.1bn projected export revenue 12 845 new jobs	<b>2015/16</b> <b>202 approvals (R846.9m)</b> R3.4bn projected investment 24 069 projected new jobs	<b>2015/16</b> <b>18 approvals (R239.5m)</b> R14.2bn projected investment 11 770 projected new jobs	<b>2015/16</b> <b>9 approvals (R35.5m)</b> R160.8m projected investment 0 projected new jobs
<b>2016/17</b> <b>8 approvals (R45.1m)</b> R198.3m projected investment 220 projected new jobs	<b>2016/17</b> <b>31 approvals (R63.7m)</b> R7.1bn export revenue 6 687 projected new jobs	<b>2016/17</b> <b>96 approvals (R816.4m)</b> R3.8bn projected investment 6 029 projected new jobs	<b>2016/17</b> <b>58 approvals (R2.2bn)</b> R2.6bn projected investment 458 projected new jobs	<b>2016/17</b> <b>6 approvals (R14.4m)</b> R14.3m projected investment 0 projected new jobs

<b>MANUFACTURING</b> 				
<b>AGRO-PROCESSING</b> 	<b>TRANSPORT AND EQUIPMENT</b> 	<b>METALS</b> 	<b>CHEMICALS</b> 	<b>WOOD, PAPER AND FURNITURE</b> 
<b>2015/16</b> <b>329 approvals (R2.5bn)</b> R8.1bn projected investment 32 241 projected new jobs	<b>2015/16</b> <b>52 approvals (R2.1bn)</b> R5.8bn projected investment 1 360 projected new jobs	<b>2015/16</b> <b>136 approvals (R639.8m)</b> R2.6bn projected investment 8 131 projected new jobs	<b>2015/16</b> <b>196 approvals (R1.4bn)</b> R4.1bn projected investment 10 399 projected new jobs	<b>2015/16</b> <b>35 approvals (R1bn)</b> R3.5bn projected investment 9 412 projected new jobs
<b>2016/17</b> <b>237 approvals (R1.5bn)</b> R2.9bn projected investment 353 projected new jobs	<b>2016/17</b> <b>100 approvals (R3.8bn)</b> R12.7bn projected investment 2 523 projected new jobs	<b>2016/17</b> <b>107 approvals (R998.3m)</b> R2.9bn projected investment 304 projected new jobs	<b>2016/17</b> <b>133 approvals (R2.1bn)</b> R7.5bn projected investment 398 projected new jobs	<b>2016/17</b> <b>8 approvals (R491.3m)</b> R922.4m projected investment 30 projected new jobs

BLACK INDUSTRIALIST SCHEME



SUPPORT PROGRAMME FOR INDUSTRIAL INNOVATION

TECHNOLOGY AND HUMAN RESOURCES FOR INDUSTRY PROGRAMME

K9 Pet Food



100% black female-owned company located in the Western Cape and producing frozen, wet and dry pet food. The project partnered with Woolworths to produce dog and cat food that were previously imported.

		
<b>R52.3m</b>	<b>24</b>	<b>35</b>
VALUE OF INVESTMENT	EXISTING EMPLOYEES	PROJECTED NEW JOBS


Conlargo Civils






Conlargo Civils cc is a plumbing company based in the Western Cape. This company is 100% black male owned and involved in the research and development of geyser nappies which will improve conservation of water in South African.

 **R799 505**  
PROJECTED INVESTMENT

TMI Consultancy (Pty) Ltd





The company is located in Gauteng and aims to design a marine vessel simulator.

		
<b>R33.2m</b>	<b>7</b>	<b>52</b>
INVESTMENT	RESEARCHERS	TERTIARY STUDENTS


United Industrial Cables (Pty) Ltd

90% black youth owned operating in Gauteng and producing specialised cables for clients in the energy, transport, communication and mining sectors.




221 projected jobs to be created in Thokoza township with the aim to fight the scourge of unemployment in Ekurhuleni.

	
<b>221</b>	<b>R46m</b>
PROJECTED JOBS	PROJECTED INVESTMENT

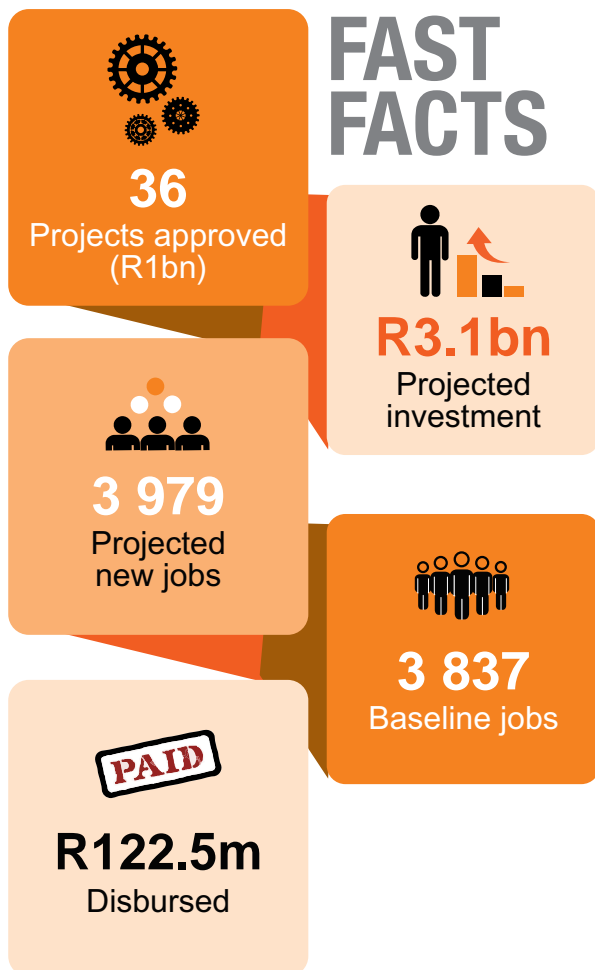
Veritek (Pty) Ltd



The company is located in North West and involved in thermal plant energy efficiency.

		
<b>R23.8m</b>	<b>1</b>	<b>7</b>
INVESTMENT	RESEARCHER	TERTIARY STUDENTS

# FAST FACTS



BIS promotes radical economic transformation in the manufacturing sector.

## BLACK INDUSTRIALIST SCHEME

The Black Industrialist Scheme (BIS), which came into effect in February 2016, aims to promote industrialisation, sustainable economic growth and transformation through the support of black-owned entities in the manufacturing sector. The scheme, which intends to accelerate the quantitative and qualitative participation of black industrialists in the mainstream economy, focuses on manufacturing subsectors such as oil and gas, agro-processing, nuclear energy and blue ocean economy.

### APPROVALS 2016/17

A total of 36 enterprises across six provinces were approved to the value of R1 billion. Approximately 56.4% of the R1 billion was accessed by projects located in Gauteng. BIS approvals were spread across 13 manufacturing subsectors, with agro-processing and chemicals dominating approvals. Notably, Gauteng is the only province with approvals from metallurgy, electronics, waste recycling and industrial infrastructure, while KwaZulu-Natal had approvals inclusive of subsectors such as clothing and textile, and aerospace.

### APPROVALS PER PROVINCE AND SUBSECTOR

EASTERN CAPE	FREE STATE	GAUTENG
<b>R94.9m (4)</b>	<b>R8m (1)</b>	<b>R564.7m (17)</b>
Agro-processing <b>R8.5m (1)</b> Chemicals <b>R50m (1)</b> Ready-mix <b>R24.7m (1)</b> Fabricated metal <b>R11.7m (1)</b>	Chemicals <b>R8m (1)</b>	Agro-processing <b>R105.5m (3)</b> Chemicals <b>R50m (1)</b> Ready-mix <b>R15.3m (1)</b> Fabricated metal <b>R61.7m (2)</b> Metallurgical <b>R30.3m (1)</b> Pulp and paper <b>R71.7m (2)</b> Logistics <b>R15m (1)</b> Electronics <b>R95.9m (3)</b> Industrial infrastructure <b>R100m (2)</b> Waste recycling <b>R19.3m (1)</b>
KWAZULU-NATAL	LIMPOPO	WESTERN CAPE
<b>R219.9m (10)</b>	<b>R48.3m (1)</b>	<b>R66.8m (3)</b>
Chemicals <b>R73.7m (3)</b> Textile <b>R11m (1)</b> Aerospace <b>R35.8m (2)</b> Logistics-related <b>R36.3m (2)</b> Pulp and paper <b>R63.1m (2)</b>	Agro-processing <b>R48.3m (1)</b>	Agro-processing <b>R38m (2)</b> Designated sectors <b>R28.8m (1)</b>

<sup>7</sup> Baseline jobs are reported by the applicant at the application stage and these are existing jobs that the approved enterprise is required to sustain throughout the incentive period.

Approved projects anticipate to leverage investment of R3.1 billion with Gauteng, KwaZulu-Natal and Eastern Cape contributing 57.1 per cent, 20.1 per cent and 12.4 per cent, respectively. The 36 approved projects projected the creation of 3 979 jobs and the retention of 3 837 baseline jobs. Consistent with the value of approvals, the majority of projected new jobs are for projects in Gauteng (1 755) and KwaZulu-Natal (1 608).

**PROJECTED JOBS AND INVESTMENT PER PROVINCE**

Province	Baseline jobs	Projected jobs	Projected investment
Eastern Cape	242	332	R383.1m
Free State	12	73	R34.5m
Limpopo	125	70	R120.8m
KwaZulu-Natal	1 651	1 608	R623.8m
Gauteng	1 549	1 755	R1.77bn
Western Cape	258	141	R169.6m

**DISBURSEMENTS**

BIS claims are submitted as per approved milestone and payment is made on actual costs incurred with the final claim submitted upon the completion of all approved activities. **the dti** paid R122.5 million to nine projects from three provinces. All claims were for the first milestone payment to cover expenditure on machinery and equipment purchased. While no new jobs were created, supported black industrialists retained 3 458 baseline jobs.

**DISBURSEMENTS PER PROVINCE**

GAUTENG	KWAZULU-NATAL	WESTERN CAPE
Projects: <b>5</b> Paid: <b>R71.9m (58.8%)</b> Retained jobs: <b>1 549</b>	Projects: <b>2</b> Paid: <b>R31.8m (25.9%)</b> Retained jobs: <b>1 651</b>	Projects: <b>2</b> Paid: <b>R18.8m (15.3%)</b> Retained jobs: <b>258</b>

**The FX Group (Pty) Ltd**



The company is located in Gauteng consisting of three particle board processing and cupboard manufacturing plants.



**R316.9m**  
INVESTMENT




**210**  
PROJECTED NEW JOBS




**410**  
BASELINE JOBS


**Sams Tissue (Pty) Ltd**




The company is located in Gauteng and involved in toilet paper manufacturing and distribution.



**R255.9m**  
INVESTMENT



**92**  
PROJECTED NEW JOBS



**80**  
BASELINE JOBS



# FAST FACTS

**6**  
Projects approved  
(R13.4m)

**R14.3m**  
Projected investment

**PAID**  
**R20.8m**  
Disbursed

SPII supports industrial innovation for a competitive South African economy.

## SUPPORT PROGRAMME FOR INDUSTRIAL INNOVATION

The Support Programme for Industrial Innovation (SPII), which was initially administered by the Industrial Development Corporation (IDC), intends to promote technology development through the provision of financial assistance for the development of innovative, competitive products and/or processes. This programme was transferred to **the dti** with the first call for applications in February 2015. The programme is subdivided into the Product Process Development (PPD) Scheme and the Matching Scheme. The PPD supports small and micro-enterprises, while the Matching Scheme assists large companies in pre-competitive activity.

### APPROVALS 2016/17

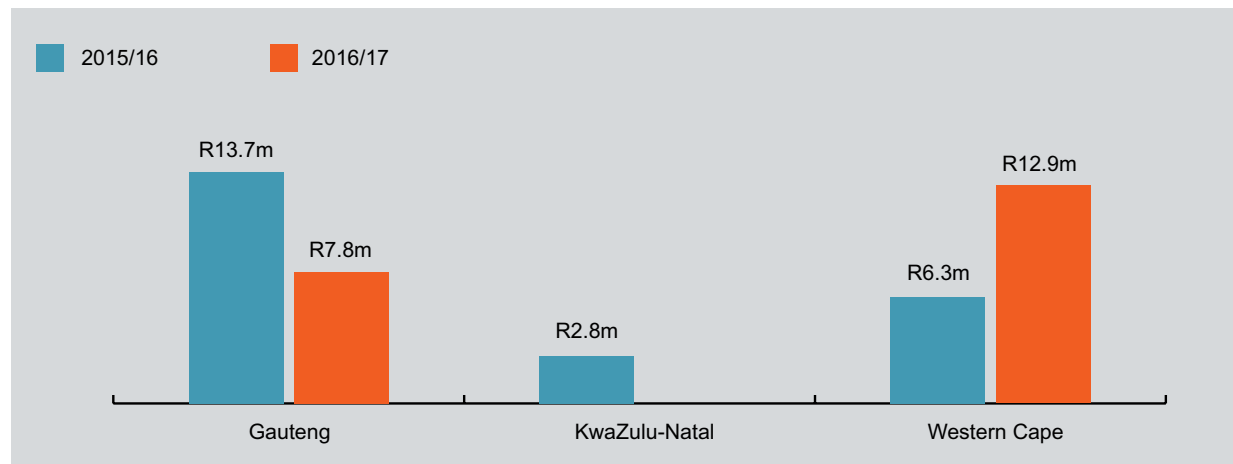
SPII approvals for 2016/17 amounted to R13.4 million for six projects, with a projected investment of R14.3 million. While the 2015/16 financial year had nine approvals across three provinces, all six approvals during 2016/17 were from the Western Cape, with four projects approved under the PPD Scheme and two under Matching Scheme. The non-uptake of this programme in other provinces is a concern and consequently promoting further investigation to fully understand this trend.

### APPROVALS PER PROVINCE

SPII APPROVALS <sup>8</sup>	2014/15	2015/16	2016/17
Number of projects approved	5	9	<b>6</b>
Grant approved	R13.3m	R35.5m	<b>R13.4m</b>
Projected investment	–	R160.8m	<b>R14.3m</b>


SPII claims are paid on approved milestones with the final claim amounting to at least 20% of the total grant amount. Contributions by **the dti** towards supporting industrial innovation and consequently long-term employment and competitiveness indicated a decrease from R22.8 million during 2015/16 to R20.8 million during 2016/17.

### DISBURSEMENTS PER PROVINCE




<sup>8</sup> Data for 2014/15 projected investment was not available during the time of going to print.


## FAST FACTS




**23**  
Projects approved  
(158.2m)



**R251m**  
Projected investment



**75**  
Students to be supported



**R1.6m**  
Claims paid

THRIP advances industry competitiveness through the collaboration of government, industry and academia.







### TECHNOLOGY AND HUMAN RESOURCE FOR INNOVATION PROGRAMME

The Technology and Human Resource for Innovation Programme (THRIP) promotes the collaboration among government, industry and academia to produce highly skilled human resources and technology solutions, with the intention of improving industry competitiveness. The first call for applications by **the dti** was from December 2015 to February 2016, and the first batch of projects were adjudicated in May 2016.

#### APPROVALS 2016/17

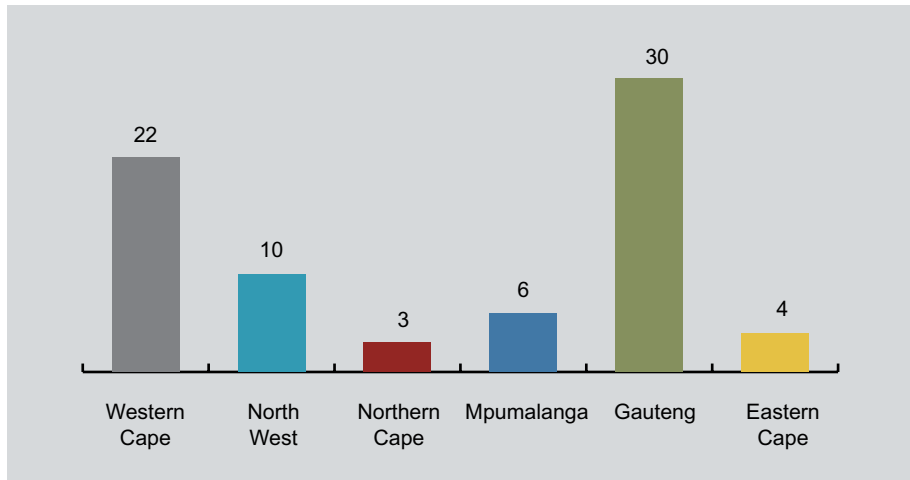
Twenty-three projects with an incentive value of R156.2 million were approved across six provinces, with Gauteng and Western Cape accounting for R47.4 million (30.3%) and R49.2 million (31.5%) of total approvals, respectively. The Northern Cape is the only province with one project having a grant value of R1.1 million (0.7%), far below the average of R6.8 million per approval. Grant approvals largely comprised research projects promoting competitiveness in advanced manufacturing, green energy-saving research and agro-processing.

#### APPROVALS PER PROVINCE AND SECTOR

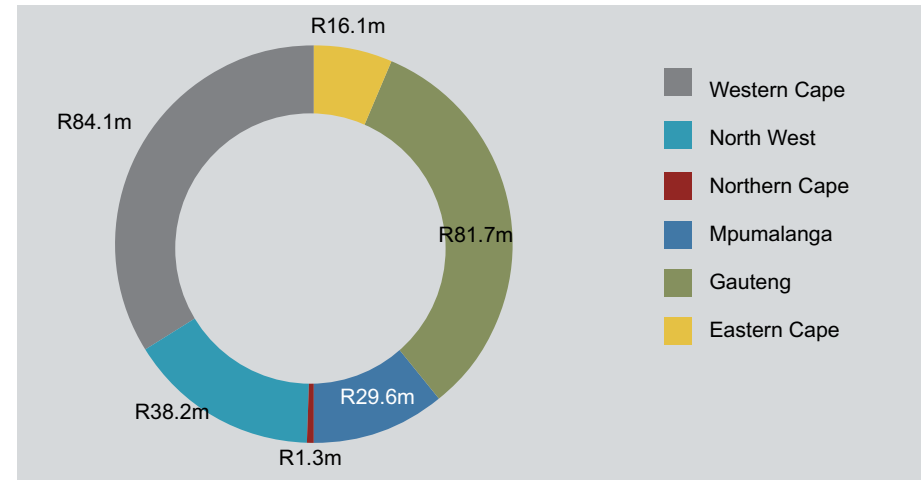
 <b>EASTERN CAPE</b>	 <b>NORTH WEST</b>	 <b>GAUTENG</b>
Agro-processing <b>R12.2m (1)</b>	Advanced manufacturing <b>R6.7m (1)</b> Downstream minerals <b>R2.4m (1)</b> Green energy saving <b>R13.6m (1)</b>	Agro-processing <b>R1.1m (1)</b> Advanced manufacturing <b>R31.8m (3)</b> Business development services <b>R10.2m (2)</b> Plastics <b>R4.3m (1)</b>
 <b>NORTHERN CAPE</b>	 <b>MPUMALANGA</b>	 <b>WESTERN CAPE</b>
Green energy saving <b>R1.1m (1)</b>	Green energy saving <b>R23.7m (1)</b>	Agro-processing <b>R12.9m (3)</b> Advanced manufacturing <b>R14.7m (3)</b> Electricity <b>R20.4m (3)</b> Upstream oil <b>R1.1m (1)</b>

THRIP encourages inclusion of students in each supported project with the intention of achieving a highly skilled South African labour force. The 23 approved projects encompass 75 students in eleven higher education institutions (universities) and one research organisation. The majority of students will be supported across universities in Gauteng and the Western Cape. Approved projects have estimated that R251 million in investment will be leveraged, with the Western Cape and Gauteng contributing 33.5% and 32.5%, respectively.

STUDENTS SUPPORTED PER PROVINCE



PROJECTED INVESTMENT PER PROVINCE




DISBURSEMENTS

DISBURSEMENTS PER PROVINCE


GAUTENG	NORTH WEST	WESTERN CAPE	TOTAL
<b>R537 390 (34%)</b>	<b>R934 667 (59.8%)</b>	<b>R90 430 (5.8%)</b>	<b>R1.6m</b>

THRIP funds are disbursed according to agreed milestones between **the dti** and the applicant over the maximum period of three years. For the period under review, claims amounting to R1.6 million were paid to enterprises undertaking research activities.


CAE Energy (Pty) Ltd




The company is located in Western Cape, and intends to generate bio-gas from natural perennial grass.



**3**  
RESEARCHERS



**R29m**  
INVESTMENT



**6**  
TERTIARY STUDENTS

12I TAX ALLOWANCE INCENTIVE

Siyanda Chrome Smelting



Located in Limpopo, producing refined sugar in the agro-processing subsector.



**R550m**  
INVESTMENT ALLOWANCE APPROVED



**R6.9m**  
TRAINING ALLOWANCE APPROVED



**194**  
PROJECTED JOBS



**R2.7bn**  
PROJECTED INVESTMENT

AUTOMOTIVE INCENTIVE SCHEME

Bell Equipment Company South Africa (Pty) Ltd



Based in KwaZulu-Natal and a MHCV manufacturer.



**R37.7m**  
GRANT APPROVAL



**R126m**  
PROJECTED INVESTMENT



**1 347**  
BASELINE JOBS

MANUFACTURING INVESTMENT PROGRAMME

Laeveld Citrus (EDMS) BPK



Located in Limpopo producing oranges and grapefruit juices.



**R21m**  
CLAIMS PAID



**182**  
JOBS CREATED

AQUACULTURE DEVELOPMENT ENHANCEMENT PROGRAMME

Integrated Aquaculture (Pty) Ltd



This project produces Tilapia and operates in the North West



**R1.7m**  
APPROVED



**R4.6m**  
PROJECTED INVESTMENT



**5**  
ACTUAL JOBS CREATED

INCUBATION SUPPORT PROGRAMME

Aveng



Aveng Construction (Pty) Ltd, based in the Gauteng province, was approved for R13.4 million to incubate forty SMMEs.

The company partnered with **the dti** to provide training and development to incubatees for construction activities inclusive of business registering, tendering for bids, project management, financial management and business sustainability. Upon completion of the incubation phase, it is projected that 160 new jobs will be created and approximately R26.8 million worth of investment will be generated.

STRATEGIC PARTNERSHIP PROGRAMME



# FAST FACTS



25

Projects approved



R14.3bn

Projected investment



1 148

Projected new jobs



R3.9bn

Investment allowance approved



R83.4m

Training allowance approved

12I encourages industrial investment.

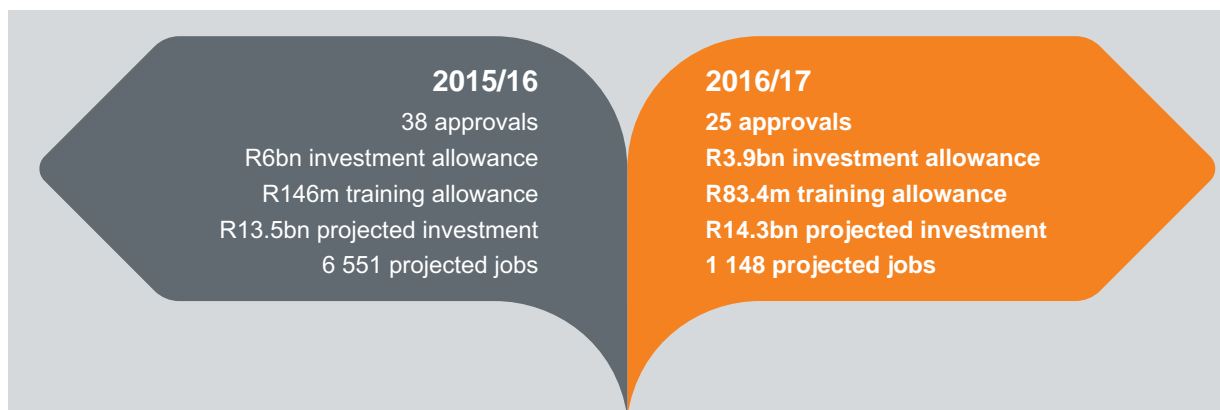


## 12I TAX ALLOWANCE INCENTIVE (12I)

the dti launched the 12I Tax Allowance Incentive (12I) in July 2010 to broaden the skills profile of the manufacturing sector, improve productivity and accelerate economic growth. The programme supports new industrial projects that use new and unused manufacturing assets, as well as expansions or upgrades of existing industrial projects.

### APPROVALS 2016/17

12I budget of R20 billion was fully committed by September 2016 before the scheduled close of the programme in December 2017. However, 12I continues to approve projects as savings become available. Projected investment increased from R13.5 billion to R14.3 billion.



121 approvals during 2016/17 were spread across six provinces, with KwaZulu-Natal and Gauteng collectively accounting for 69% (R2.7 billion) of approved investment allowance and 73% (R61.2 million) of approved training allowance. Three provinces, Limpopo, Gauteng and KwaZulu-Natal, projected investment of more than R2 billion each and contributed to 88% (R12.7 billion) of total projected investment. On average, the seven KwaZulu-Natal-based projects approved in 2016/17 reported R1.8 billion projected investments per project, an increase from the average of R572 million during the previous financial year.



EASTERN CAPE

**2015/16**  
**2 approvals**  
**R413.9m** investment allowance  
**R14.4m** training allowance  
**R788.8m** projected investment  
**363** projected jobs



GAUTENG

**2015/16**  
**9 approvals**  
**R2.3bn** investment allowance  
**R16.2m** training allowance  
**R5bn** projected investment  
**415** projected jobs



KWAZULU-NATAL

**2015/16**  
**11 approvals**  
**R1.5bn** investment allowance  
**R43.8m** training allowance  
**R3.4bn** projected investment  
**1 196** projected jobs



FREE STATE

**2015/16**  
**2 approvals**  
**R282.3m** investment allowance  
**R5.5m** training allowance  
**R769.4m** projected investment  
**105** projected jobs



WESTERN CAPE

**2015/16**  
**11 approvals**  
**R1bn** investment allowance  
**R58.7m** training allowance  
**R2.5bn** projected investment  
**4 407** projected jobs



LIMPOPO

**2015/16**  
**0 approvals**

**2016/17**  
**2 approvals**  
**R160.2m** investment allowance  
**R4.4m** training allowance  
**R258.2m** projected investment  
**110** projected jobs

**2016/17**  
**11 approvals**  
**R1.1bn** investment allowance  
**R33.1m** training allowance  
**R2.9bn** projected investment  
**455** projected jobs

**2016/17**  
**7 approvals**  
**R1.5bn** investment allowance  
**R28m** training allowance  
**R7bn** projected investment  
**380** projected jobs

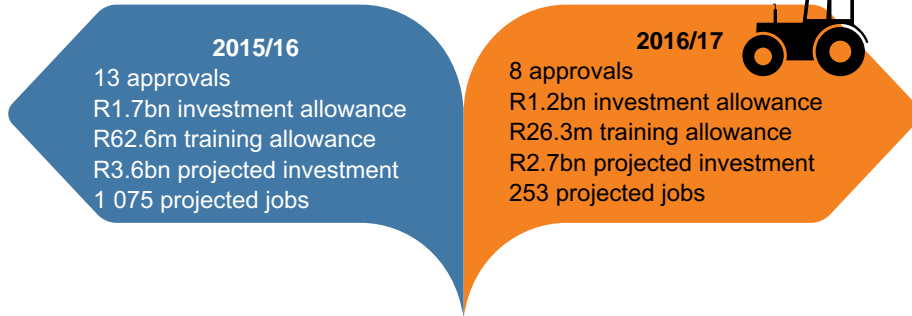
**2016/17**  
**1 approval**  
**R321.3m** investment allowance  
**R1.6m** training allowance  
**R953m** projected investment  
**0** projected jobs

**2016/17**  
**3 approvals**  
**R175.9m** investment allowance  
**R9.1m** training allowance  
**R475.3m** projected investment  
**9** projected jobs

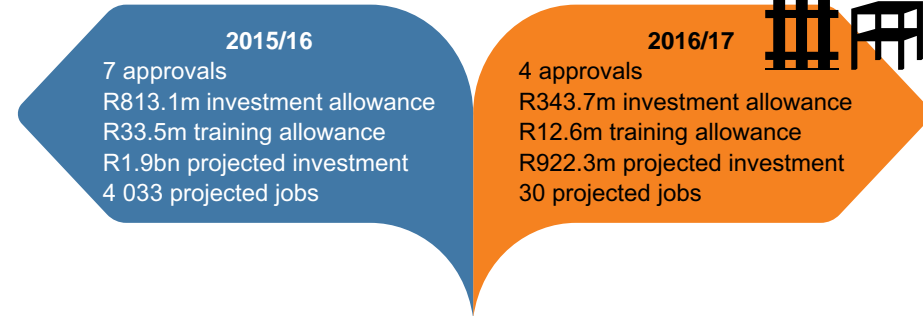
**2016/17**  
**1 approval**  
**R550m** investment allowance  
**R6.9m** training allowance  
**R2.7bn** projected investment  
**194** projected jobs

# 12I has attracted investments from strategic sectors.

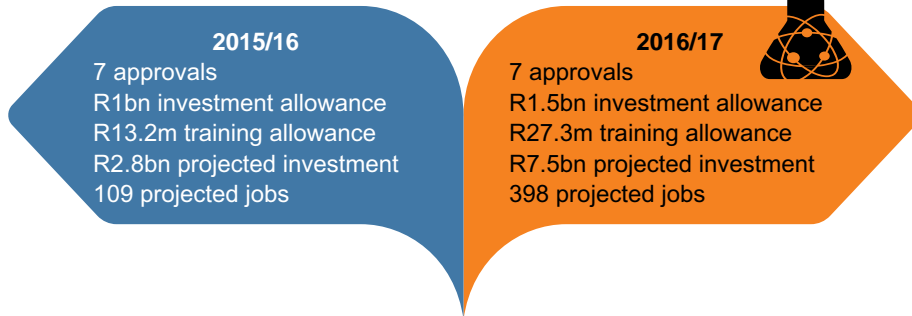
## AGRO-PROCESSING



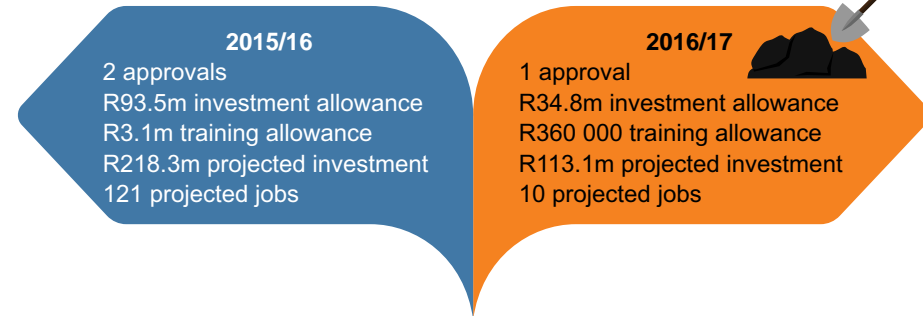
## WOOD PRODUCTS AND FURNITURE



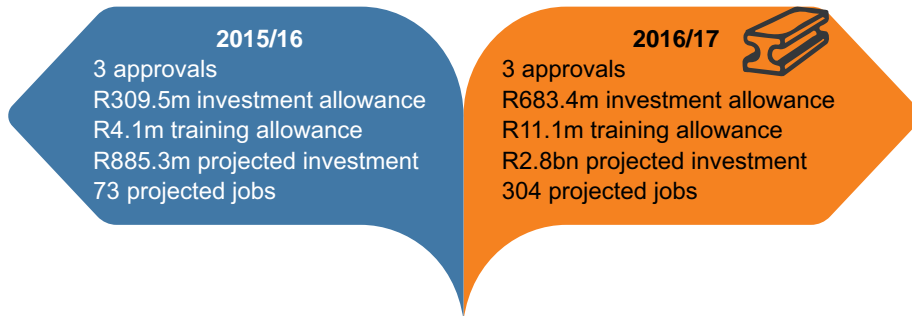
## CHEMICALS




## NON-METALLIC AND MINERALS



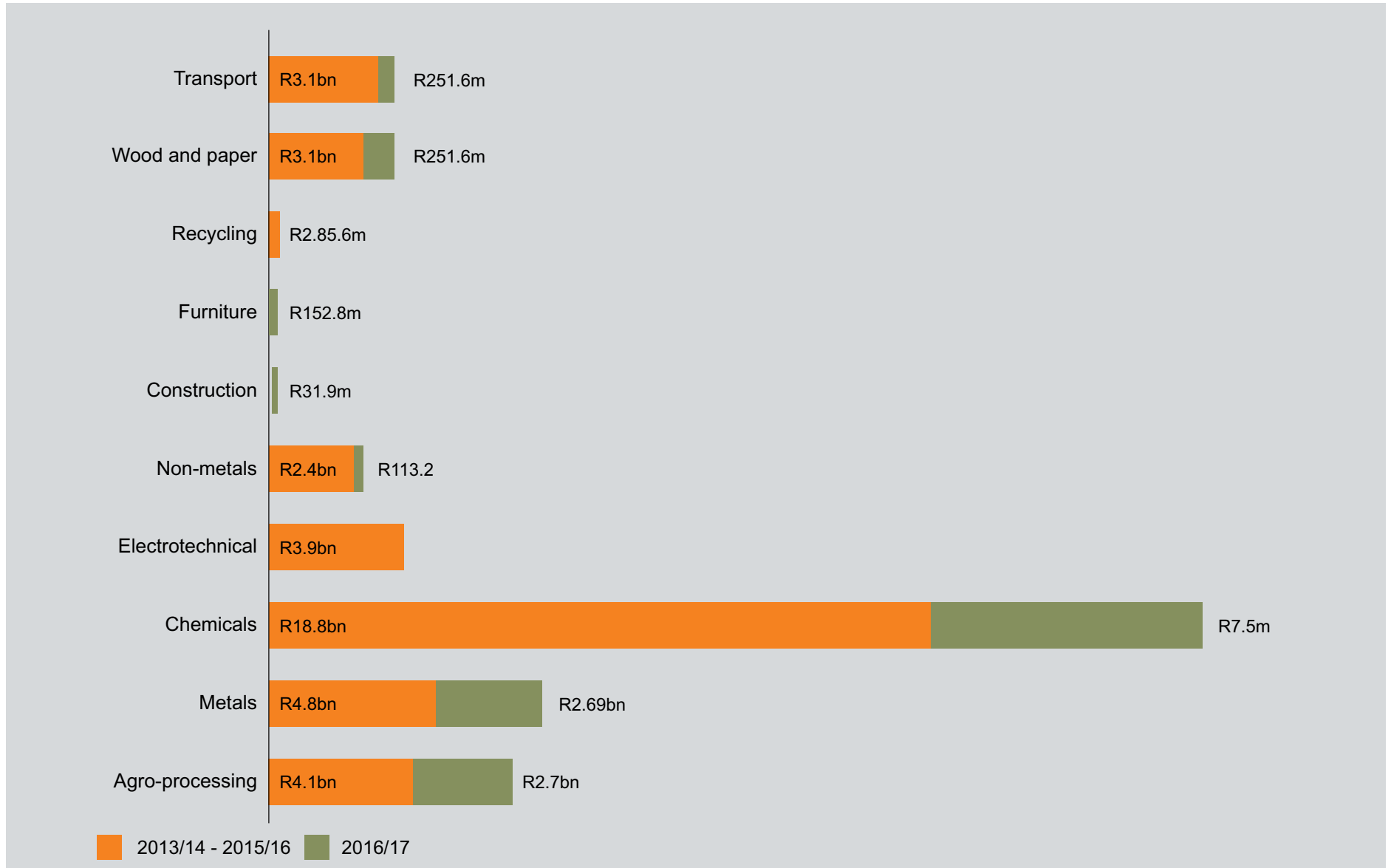
## METALS



## TRANSPORT



PROJECTED INVESTMENT PER SECTOR OVER A FOUR YEAR PERIOD



Projected investment per sector is only available from 2013/14



## Tongaat Hulett (Pty) Ltd



The company is located in KwaZulu-Natal and operates in the agro-processing sub-sector.



**R288m**

INVESTMENT  
ALLOWANCE  
APPROVED



**R2.3m**

TRAINING  
ALLOWANCE  
APPROVED



**6**

PROJECTED  
JOBS



**R525m**

PROJECTED  
INVESTMENT

## Safripol a division of KAP Diversified Industrial (Pty) Ltd



The company is located in Free State, and operates in the chemicals sub-sector.



**R321m**

INVESTMENT  
ALLOWANCE  
APPROVED



**R1.6m**

TRAINING  
ALLOWANCE  
APPROVED



**428**

PROJECTED  
JOBS



**R918m**

PROJECTED  
INVESTMENT



# FAST FACTS

- 88** Projects approved (R3.6bn)
- R12.4bn** Projected investment
- 34 788** Baseline jobs
- 2 370** Projected new jobs
- R2bn** Disbursed

The Automotive Investment Scheme (AIS) was designed by **the dti**, to grow and develop the automotive sector through investment in new and/or replacement models. The AIS consists of five subcomponents:

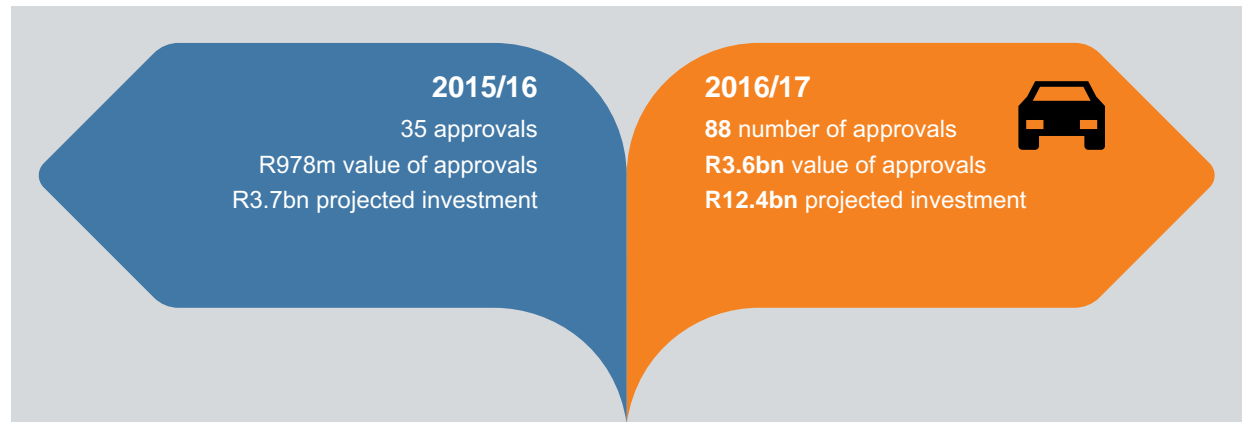
- Component Manufacturers (CM)
- Original Equipment Manufacturers (OEM)
- People-Carrier Automotive Investment Scheme (P-AIS)
- Medium and Heavy Commercial Vehicles (MHCV)
- Medium and Heavy Component Manufacturers (MHCM)

By supporting the automotive sector, **the dti** aims to assist companies/projects that will increase plant

production, strengthen the automotive value chain and sustain employment. The programme initially only provided support to the CMs and OEMs with the incentive being revised in 2012 to include assistance to the people-carrier components and then again in 2014 to support both the medium and heavy component manufacturers.

### APPROVALS 2016/17

In line with the increase in applications received from 2015/16 to 2016/17, approvals more than doubled over this two-year period.



AIS PROJECTED INVESTMENTS ARE ON AN UPWARD TRAJECTORY



AIS has supported the development of a world-class automotive sector in South Africa.

Approvals emanated from various provinces, with KwaZulu-Natal benefitting from 33 projects, a substantial increase compared to eight approved projects in 2015/16. Other provinces with significant approvals during 2016/17 included Gauteng and the Eastern Cape. KwaZulu-Natal and Gauteng collectively accessed 89% of the R3.6 billion and are responsible for R11.3 billion of total projected investment of R12.4 billion and 23 750 of the 34 788 baseline jobs to be sustained. Assisted enterprises in both the provinces are expected to create 1 946 new jobs.



**2015/16**  
**14 approvals (R241m)**  
 Baseline jobs: **289**<sup>1</sup>  
 Projected investment: **R832m**

**2015/16**  
**12 approvals (R291m)**  
 Baseline jobs: **123**  
 Projected investment: **R1.3bn**

**2015/16**  
**8 approvals (R404m)**  
 Baseline jobs: **199**  
 Projected investment: **R1.3bn**

**2015/16**  
**1 approval (R41m)**  
 Baseline jobs: **0**  
 Projected investment: **R164m**

**2015/16**  
**0 approvals**  
 Baseline jobs: **0**  
 Projected investment: **R0**

**2016/17**  
**27 approvals (R273.3m)**  
 Baseline jobs: **9 699**  
 Projected new jobs: **339**  
 Projected investment: **R973m**

**2016/17**  
**24 approvals (R1bn)**  
 Baseline jobs: **9 145**  
 Projected new jobs: **763**  
 Projected investment: **R3.6bn**


**2016/17**  
**33 approvals (R2.2bn)**  
 Baseline jobs: **14 605**  
 Projected new jobs: **1 183**  
 Projected investment: **R7.7bn**

**2016/17**  
**1 approval (R13.7m)**  
 Baseline jobs: **495**  
 Projected new jobs: **2**  
 Projected investment: **R45.8m**

**2016/17**  
**3 approvals (R36.6m)**  
 Baseline jobs: **844**  
 Projected new jobs: **83**  
 Projected investment: **R113.4m**

Provinces such as KwaZulu-Natal, Eastern Cape and Gauteng sustained an extensive share of AIS-supported CMs, with 30, 26 and 19 approvals respectively during 2016/17.

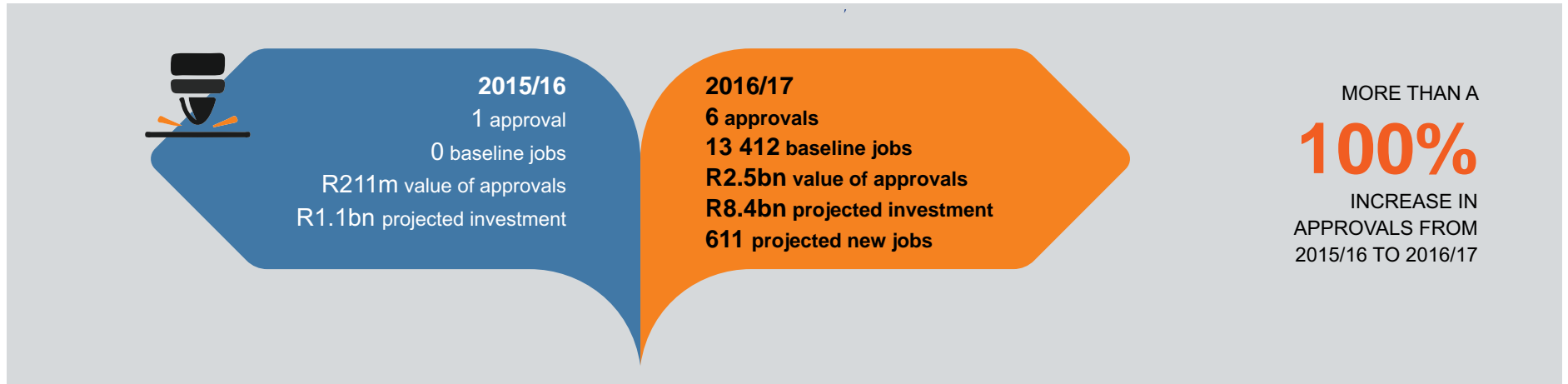
**COMPONENT MANUFACTURERS (CMs)**



<sup>1</sup> Capturing data for projected jobs only commenced in 2016/17.

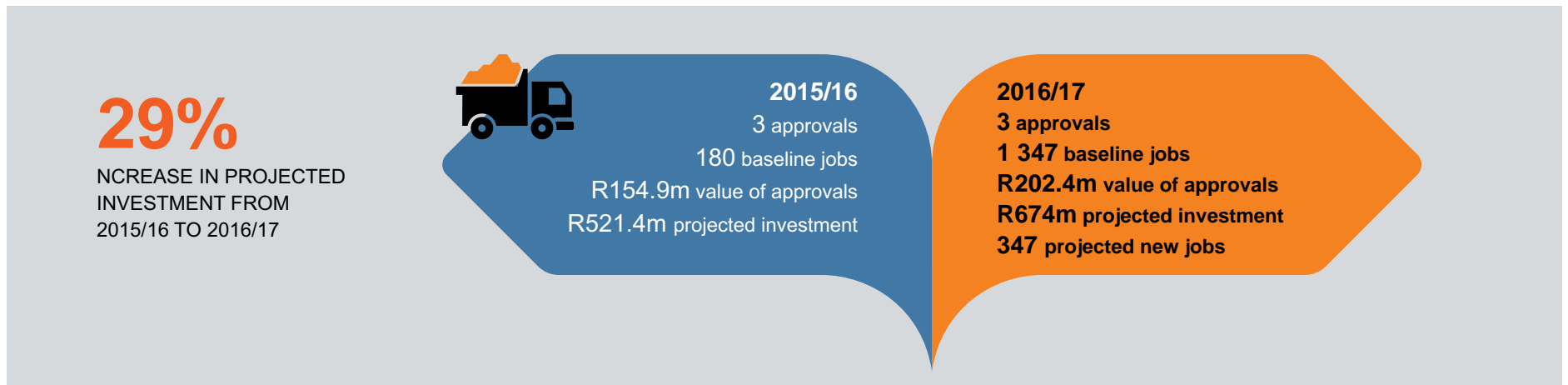
During 2016/17 six approvals were recorded for OEMs operating in the Eastern Cape (1), Gauteng (2) and KwaZulu-Natal (3) provinces.

ORIGINAL EQUIPMENT MANUFACTURERS (OEMs)




All three approvals granted in 2016/17 to the MHCV subcomponent of the programme were for enterprises operating in Gauteng (Rosslyn and Silverton).

MEDIUM AND HEAVY COMMERCIAL VEHICLES (MHCV)




### DISBURSEMENTS

Approved beneficiaries have a three-year claim period of which the first claim is only paid after commissioning of the project, while the second and third claims are paid within 12 and 24 months after the start of production.



During 2016/17 the value of claims paid amounted to R2 billion with OEMs receiving 65% of the total value of claims paid.



### Auto Industrial Group (Pty) Ltd

Auto Industrial Group (Pty) Ltd is based in Gauteng and is a component manufacturer.

**R18.5m**  
GRANT APPROVAL

**R61.8m**  
PROJECTED INVESTMENT

**665**  
BASELINE JOBS



# FAST FACTS



**26 030**

New jobs supported

**508**

Number of claims paid



**R400.8m**

Disbursed

MIP is achieving its objective of job creation.



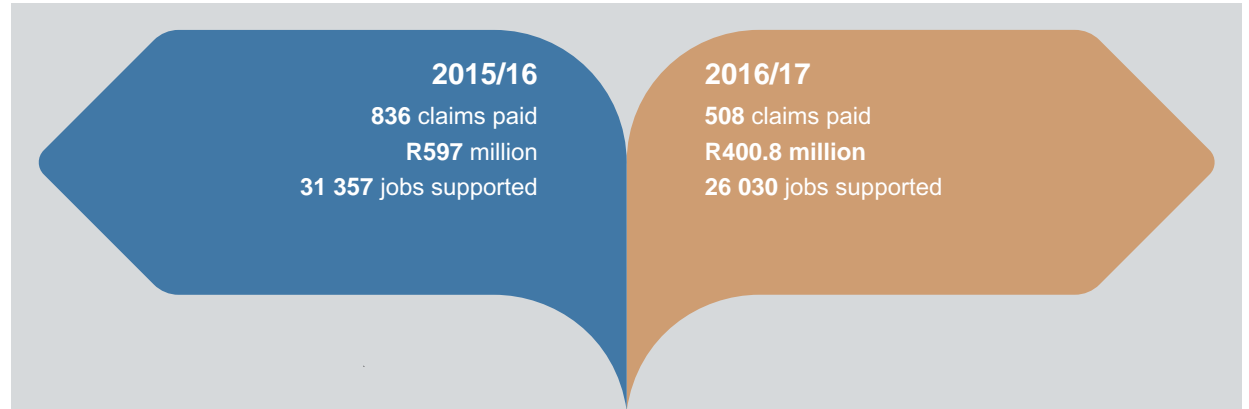
## MANUFACTURING INVESTMENT PROGRAMME

The Manufacturing Investment Programme (MIP) was launched in May 2008 to stimulate investment and economic growth in the manufacturing sector. The programme aimed to achieve this objective through the support of small enterprises and medium-to-large-sized investments that would not have been made without the

grant. MIP closed for new applicants in September 2013 and is expected to continue with the payment of claims up to September 2018.

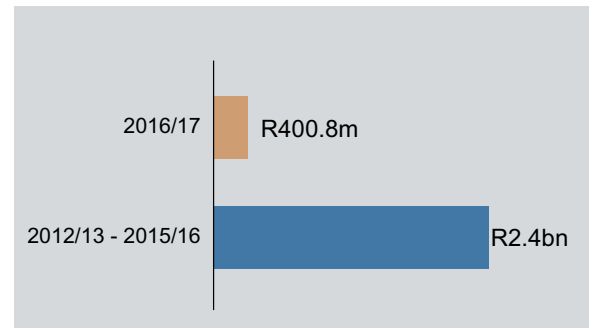
### APPROVALS 2016/17

In 2016/17, R400.8 million was paid to support 26 030 jobs, decreasing from R597 million paid to support 31 357 jobs during the previous reporting period.

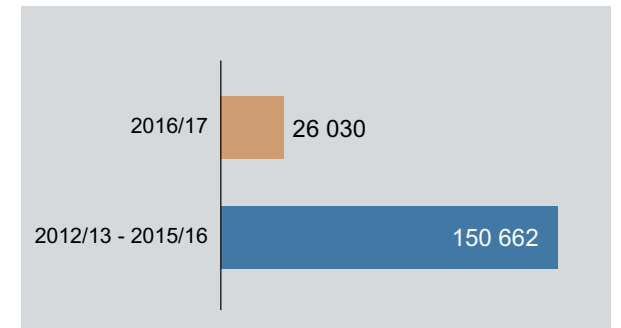


A total of 4 523 claims, to the total value of R2.8 billion, were paid to MIP beneficiaries since 2012/13 to support 176 692 jobs.

### MIP DISBURSEMENTS

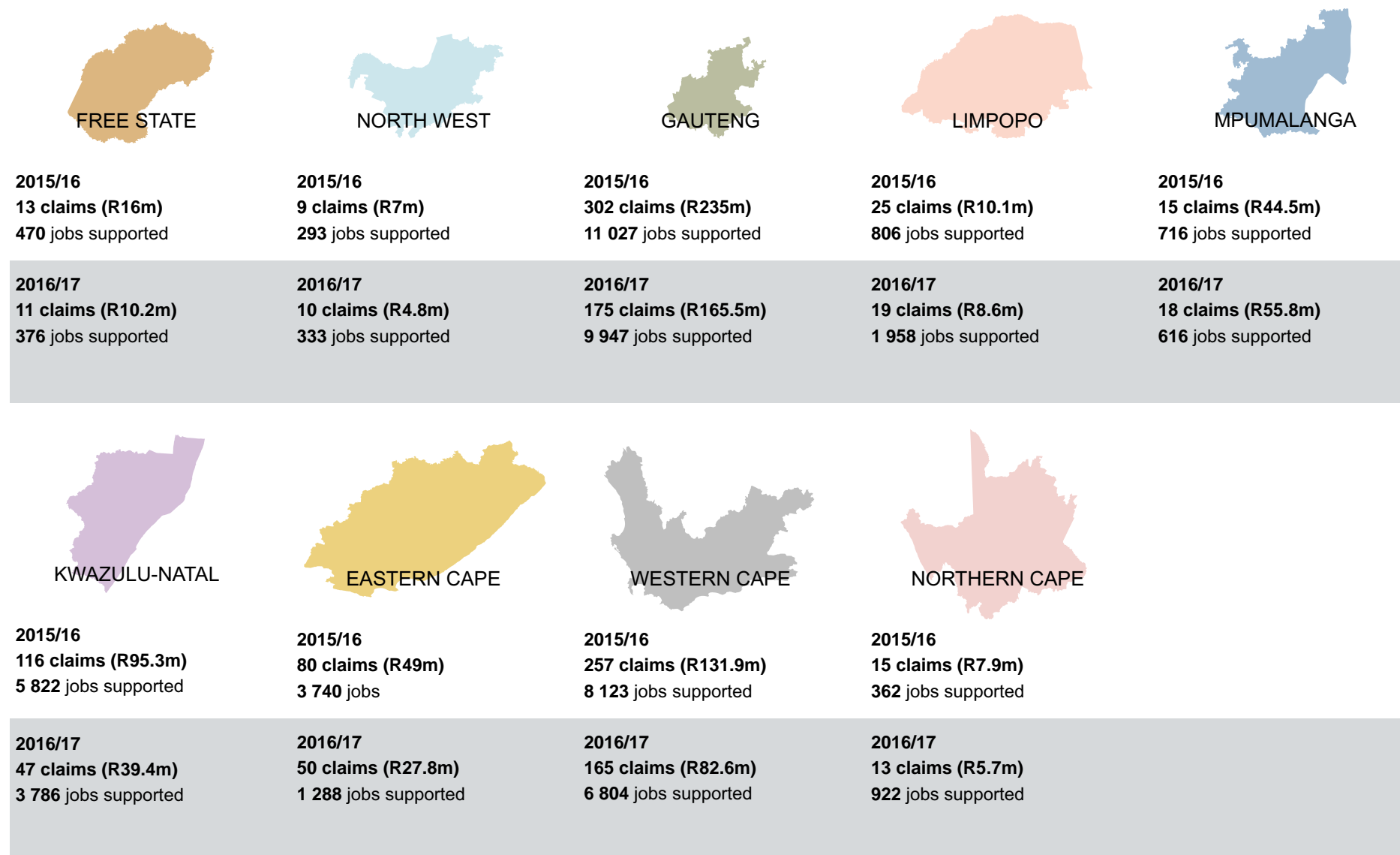


### JOBS SUPPORTED



Between April 2016 and March 2017 claims were paid across all nine provinces, with 72% (R287.7 million) paid out to projects in Gauteng, Western Cape and KwaZulu-Natal. In line with the amount of claims disbursed, supported projects in these three provinces were responsible for the creation of 79% of the 26 030 jobs as reported by assisted projects. Despite the lower value of claims paid out to projects in the Northern Cape and Limpopo during 2016/17 compared to 2015/16, supported projects reported an increase in new jobs from 362 to 922 and 806 to 1 958, respectively.


### MIP DISBURSEMENTS PER PROVINCE




# MIP supports jobs in key manufacturing sub-sectors

AGRO-PROCESSING	METALS	TEXTILES	CHEMICALS	ELECTRO-TECHNICAL	WOOD AND PAPER	OTHER
<b>2015/16</b> 237 claims R115.9m 8 949 jobs supported	<b>2015/16</b> 201 claims R179.3m 7 765 jobs supported	<b>2015/16</b> 27 claims R10.1m 1 681 jobs supported	<b>2015/16</b> 210 claims R198.6m 6 128 jobs supported	<b>2015/16</b> 7 claims R759 000 127 jobs supported	<b>2015/16</b> 118 claims R34.2m 3 467 jobs supported	<b>2015/16</b> 36 claims R58.1m 3 242 jobs supported
<b>2016/17</b> 160 claims R134.4m 8 778 jobs supported	<b>2016/17</b> 88 claims R60.5m 4 888 jobs supported	<b>2016/17</b> 17 claims R5.8m 642 jobs supported	<b>2016/17</b> 107 claims R130.1m 4 275 jobs supported	<b>2016/17</b> 1 claim R197 000 20 jobs supported	<b>2016/17</b> 73 claims R27.3m 4 704 jobs supported	<b>2016/17</b> 62 claims R42.3m 2 723 jobs supported


## Defy Appliances (Pty) Ltd



Located in KwaZulu-Natal producing energy-efficient freezers and fridges.



**R12.5m**  
CLAIMS PAID



**857**  
JOBS SUPPORTED

## Excellent Meat Packers (Pty) Ltd



Located in the Western Cape processing beef and chicken products.




**R365 005**  
CLAIMS PAID




**423**  
JOBS SUPPORTED


## Dangote Cement South Africa (PTY) Ltd



Located in Gauteng producing cement.



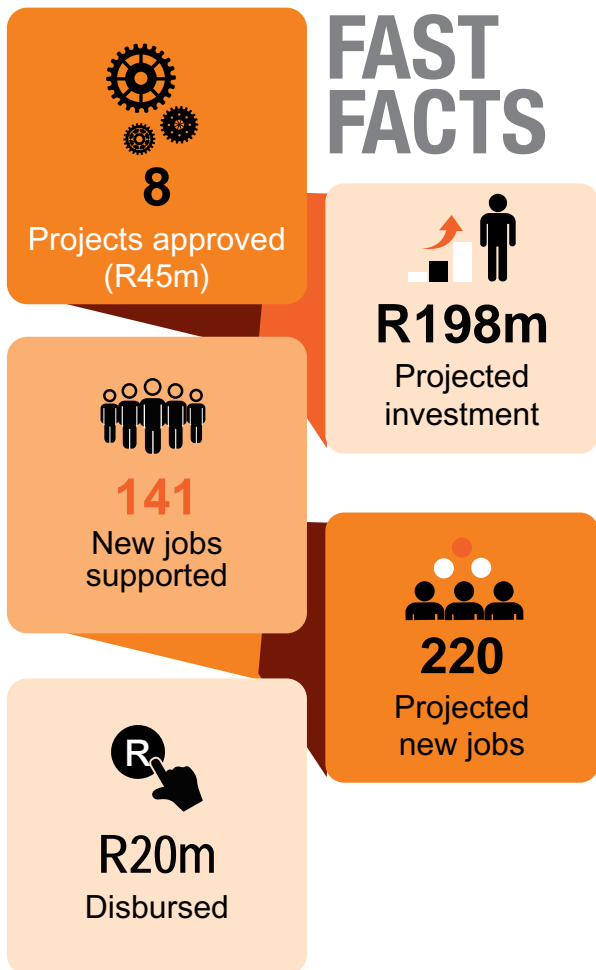
**R21m**  
CLAIMS PAID



**86**  
JOBS CREATED



# FAST FACTS

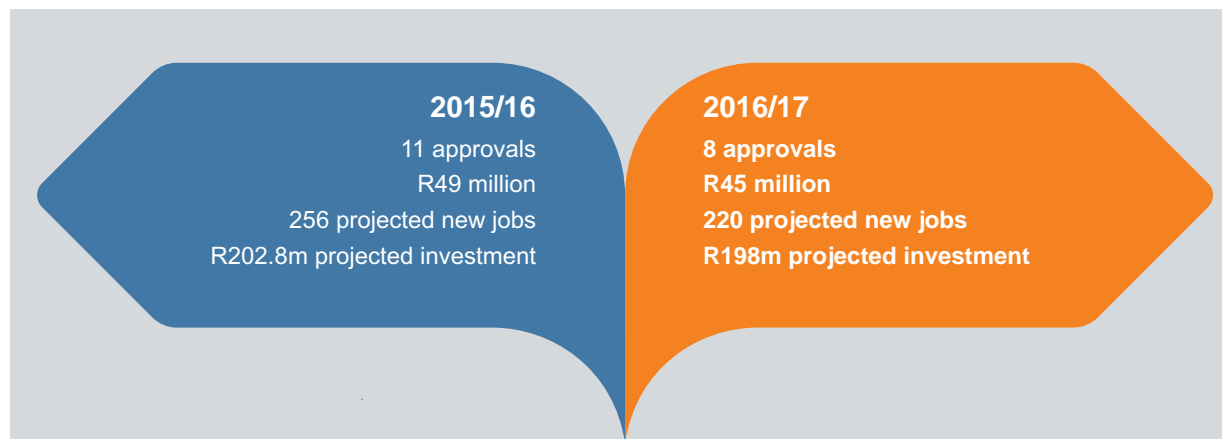


ADEP contributes towards sustainable livelihood and food security through supporting investments in the aquaculture sector.

## AQUACULTURE DEVELOPMENT ENHANCEMENT PROGRAMME


To stimulate investment in the aquaculture sector, the Aquaculture Development Enhancement Programme (ADEP) was introduced in March 2013 as a sector-specific scheme targeted at primary, secondary and ancillary aquaculture activities. The programme intends to increase production, sustain and create jobs, encourage geographical spread and broaden participation.

The 2016/17 financial year saw the approval of R45 million for eight projects, a slight decline from the 11 approvals for R49 million reported during 2015/16. Projected jobs and investment were also lower in 2016/17 compared to 2015/16.



## ADEP SUPPORTS SUSTAINABLE INVESTMENT IN THE AQUACULTURE SECTOR

Projected Investment



Approved projects during 2016/17 were based in the Gauteng, Limpopo and Western Cape provinces, with the latter accessing the largest share of approvals; 63% of the number of total approvals and 84% of the value of total approvals. Aligned with approvals, approved projects in the Western Cape reported the highest projected investment and projected jobs.

**ADEP APPROVALS PER PROVINCE**



**GAUTENG**



**LIMPOPO**




**WESTERN CAPE**

2015/16	2015/16	2015/16
<b>1 approval (R2m)</b>	<b>3 approvals (R4m)</b>	<b>5 approvals (R35m)</b>
Projected new jobs: <b>6</b>	Projected new jobs: <b>18</b>	Projected new jobs: <b>203</b>
Projected investment: <b>R8.2m</b>	Projected investment: <b>R10.3m</b>	Projected investment: <b>R155.6m</b>
2016/17	2016/17	2016/17
<b>2 approvals (R5m)</b>	<b>1 approval (R2m)</b>	<b>5 approvals (R38m)</b>
Projected new jobs: <b>10</b>	Projected new jobs: <b>8</b>	Projected new jobs: <b>202</b>
Projected investment: <b>R12.8m</b>	Projected investment: <b>R4.9m</b>	Projected investment: <b>R180.7m</b>




Out of the five 2016/17 approvals in the Western Cape, one project was approved for ancillary activities, which involves providing aquaculture and marine-based veterinary services. One Gauteng-based project that farms and processes trout products was approved for both primary and secondary aquaculture activities during 2016/17.



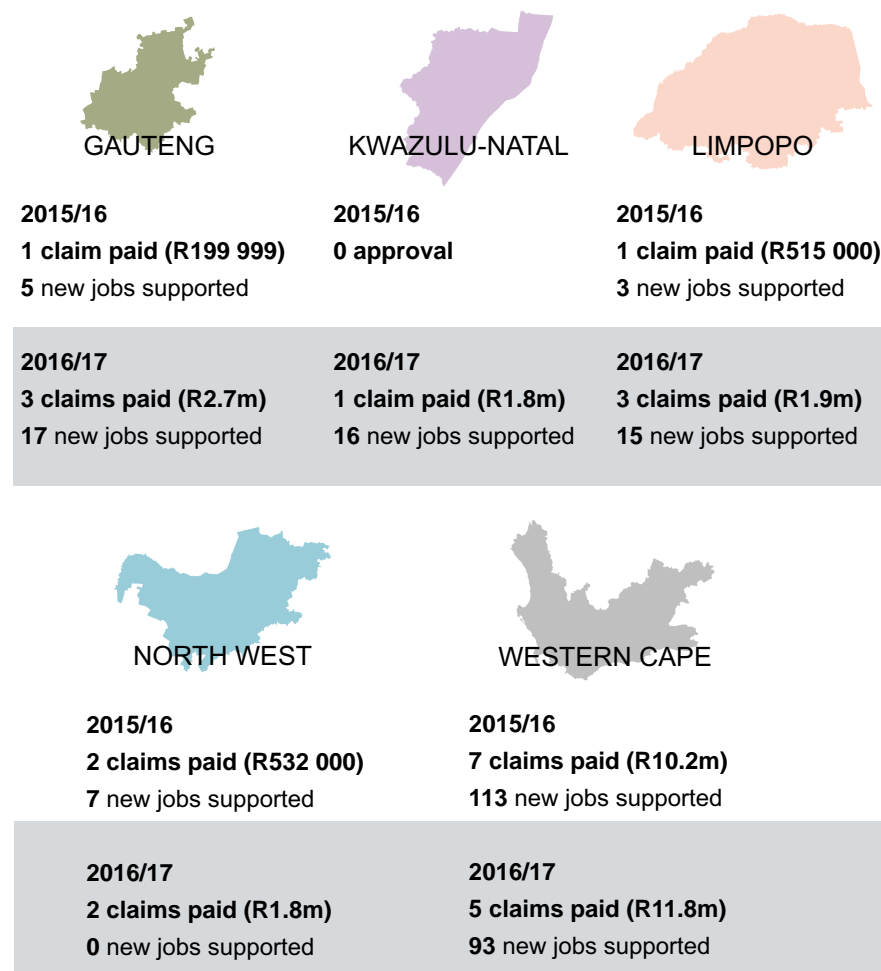
## DISBURSEMENTS

ADEP claims are submitted at the start of commercial production, as well as 12 months after the start of commercial production. In 2016/17, 14 claims were paid to a total value of R20.1 million, increasing from 13 claims paid with a total value of R14.1 million during 2015/16.

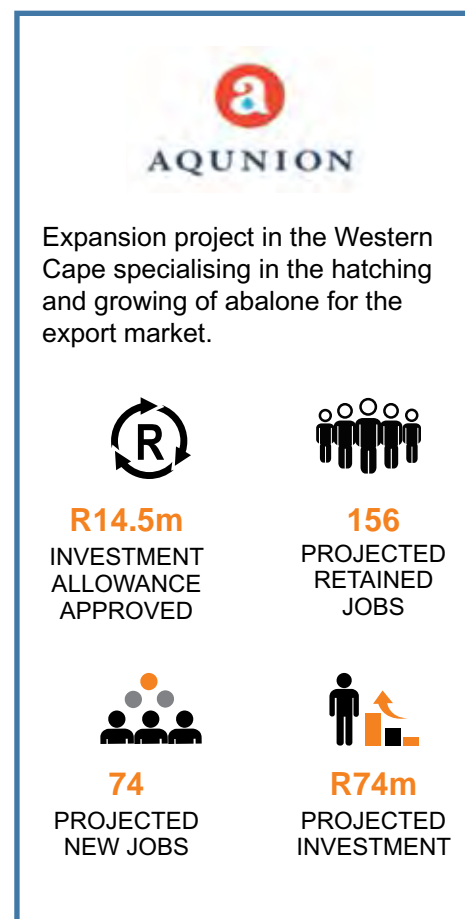


Although the claims disbursed in North West were to the same two projects as in 2015/16, the value paid increased from R533 000 for the first claim to R1.8 million for the second since. These two projects did not create new jobs in 2016/17, but sustained the jobs created in 2015/16.

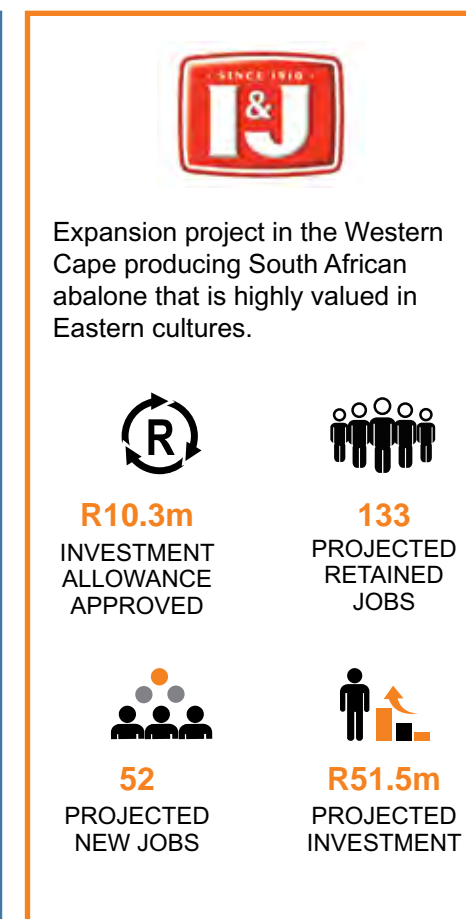
## DISBURSEMENT PER PROVINCE



### Aqunion (Pty) Ltd



### Irvin and Johnson Limited



# FAST FACTS



2

Projects approved  
(R27.7m)



51

Projected incubatees/  
SMMEs



237

Projected new jobs



R55.5m

Projected investment



R34.5m

Disbursed



## INCUBATION SUPPORT PROGRAMME

The Incubation Support Programme (ISP) intends to promote private sector partnerships with Government to support incubators with the objective of developing SMMEs and nurturing them into sustainable enterprises. During November 2016, ISP was suspended and a new improved programme, the Strategic Partnership Programme (SPP), was subsequently introduced. SPP's main focus is to strengthen Supplier Development and inclusion of new suppliers into the value chain.



ArcelorMittal


The giant steel manufacturing company, Arcelor Mittal, based in Gauteng, intends to incubate individual entrepreneurs and provide steel manufacturing training. **the dti** partnered with the steel company in executing the incubation activities by granting R14.4 million to which an investment of R28.7 will be leveraged and 77 new jobs will be created with eleven incubatees to be developed.

## APPROVALS 2016/17

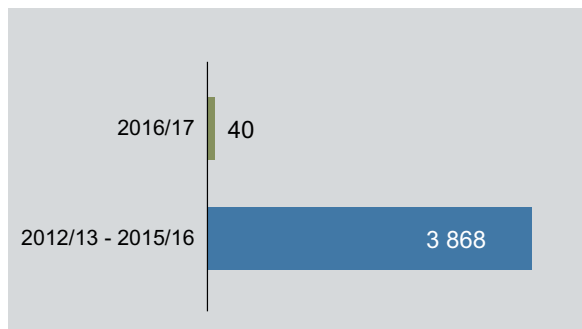
For the period under review, two projects to the value of R27.7 million were approved in Gauteng for the manufacturing and construction sector. In comparison with the previous financial period three projects, to the grant value of R74.8 million, were approved in Gauteng (2) and KwaZulu-Natal (1). These three approvals projected R149.7 million worth of investment to be leveraged and 4 936 jobs to be created by 120 incubatees. The 2015/16 projections for jobs and investment are substantially higher than 2016/17 projections, but this is expected considering that the programme was suspended prior to the completion of the 2016/17 financial year.

Since 2012/13 53 projects were approved to the value of R911 million to develop 3 908 SMMEs.

### GRANTS APPROVED

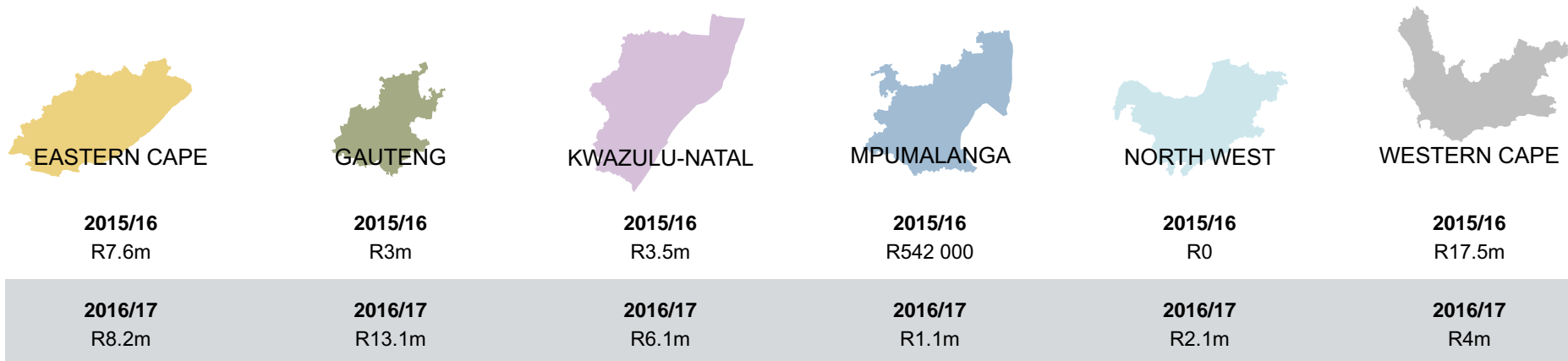


### PROJECTED SMMES



ISP promotes the inclusion of SMMEs into the value chain.


### DISBURSEMENTS






The ISP grant is disbursed quarterly based on submitted cash flow projections upon submission of quarterly reports and a completed claim form. Payments of R34.6 million were disbursed to incubators across six provinces in 2016/17 with Gauteng accessing 38% (R13 million) of the total claims paid. On average, the ISP has disbursed 21.2% (R9.3 million) less than what was paid in the previous financial year.

BUSINESS PROCESS SERVICES PROGRAMME

Wireless Data Services (Pty) Ltd – Conduent

**CONDUENT** 

Located in Gauteng, this project provides contact centre functions to a variety of companies based in the UK and Europe.

 <b>R10.4m</b> APPROVED	 <b>1 604</b> PROJECTED JOBS 19 Complex 1 585 Non-complex	 <b>R1.7bn</b> PROJECTED EXPORT REVENUE
--	---	--



FILM AND TELEVISION PRODUCTION AND POST-PRODUCTION INCENTIVE

Noem my Skollie



Noem my Skollie is a South African Emerging production produced by Moshidi Motshegwa that has been nominated for the 2017 Oscar.

# FAST FACTS



**11**

Projects approved  
(R52.2m)



**R7.1bn**

Projected  
export revenue



**6 687**

Projected  
new jobs



**R288m**

Disbursed

BPS is a key driver of youth employment in South Africa, focused on offering Voice Services to offshore clients.

**The BPS**

sector is growing  
on average 25%  
year on year.

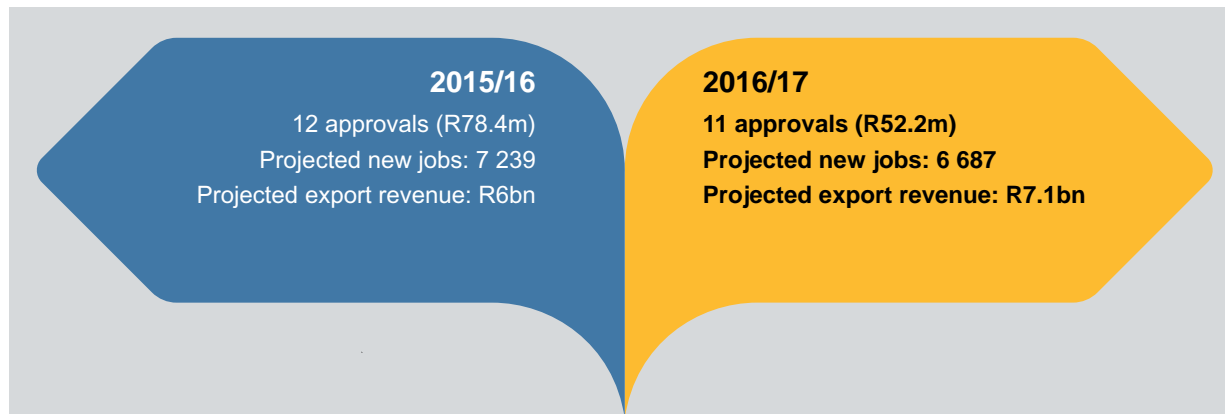
South Africa won the Global Sourcing Association (GSA) Award 2016, for being the Best Outsourcing Destination of the year.

The Source markets, which historically consisted of UK and Europe have expanded to include Australia and the USA.

## BUSINESS PROCESS SERVICES

The Business Process Services (BPS) incentive was first introduced in 2011 with the objective of creating employment opportunities for the South African youth. The programme was revised in October 2014 and currently consists of two components: (1) a base incentive, which offers a five-year operational expenditure (OPEX) grant, to create and sustain complex and non-complex jobs<sup>2</sup>; and (2) a graduated bonus incentive for non-complex jobs, which is available to applicants that create and maintain more than 400 offshore jobs over a five-year period.

Eleven BPS projects were approved in 2016/17 for an amount of R52.2 million compared to 12 with a value of R78.4 million in 2015/16. Despite the lower approval value between the two periods, projected export revenue was significantly higher in 2016/17.



The value-chain of service offerings now includes higher valued skills, such as IT Services, Financial and accounting services, and Legal Process Outsourcing, thus creating career opportunities for Youth to service Global Markets.

<sup>3</sup> According to the new BPS guidelines, all jobs with an annual remuneration of more than R300 000 would be regarded as complex jobs.

Projects were based mainly in Gauteng, KwaZulu-Natal and the Western Cape. While the value of approvals in the Western Cape has been substantially lower in 2016/17 in comparison to 2015/16, projected new jobs and export revenue have increased by 28% and 84%, respectively. Two projects in this province projected export revenue of more than R1.6 billion each and contributed significantly to projected new jobs with 1 653 and 1 282 over a five-year period.

APPROVALS PER PROVINCE



**2015/16**  
**4 approvals (R13.2m)**  
 Projected new jobs: **3 408**  
 Projected export revenue: **R3.4bn**

**2016/17**  
**6 approvals (R18.2m)**  
 Projected new jobs: **2 959**  
 Projected export revenue: **R3.1bn**



**2015/16**  
**3 approvals (R11.9m)**  
 Projected new jobs: **1 253**  
 Projected export revenue: **R598.9m**

**2016/17**  
**1 approval (R2.2m)**  
 Projected new jobs: **424**  
 Projected export revenue: **R476m**



**2015/16**  
**5 approvals (R53.2m)**  
 Projected new jobs: **2 578**  
 Projected export revenue: **R1.9bn**

**2016/17**  
**4 approvals (R31.8m)**  
 Projected new jobs: **3 304**  
 Projected export revenue: **R3.5bn**

Telesure Group Services (Propriety) Limited



Located in Gauteng, this project provides call centre and technical services to an Australian based company.



**R5.8m**  
 APPROVED



**197**  
 PROJECTED JOBS  
**184** Complex  
**13** Non-complex



**R531.6m**  
 PROJECTED  
 EXPORT REVENUE

DISBURSEMENTS <sup>3</sup>

Despite the lower value of claims paid in 2016/17 compared to 2015/16, new jobs reported by projects increased from 37 989 to 44 897 during the two periods. Similar to 2015/16, more than 60% of the total jobs created in 2016/17 were occupied by female employees. The share of youth employees improved from 89% in 2015/16 to 91% during 2016/17, indicating that projects continued to exceed the minimum requirement of at least 80% of youth employees for BPS-supported projects.



**2014/15**  
**104** claims paid **R301.5m**  
**36 225** jobs supported  
 Female: **21 210**  
 Youth: **14 705**



**2015/16**  
**110** claims paid **R321.5m**  
**37 989** jobs supported  
 Female: **23 050**  
 Youth: **33 920**  
 Export revenue **R4.6bn**



**2016/17**  
**128** claims paid **R287.7m**  
**44 897** jobs supported  
 Female: **27 400**  
 Youth: **41 070**  
 Export revenue **R4.3bn**

<sup>3</sup> Historical data on claims is only provided for the revised BPS and data on export revenue is not available for 2014/15.



Across the three provinces, the Western Cape accounted for 60% of the total of new jobs and 64% of export revenue during 2016/17. Actual export revenue generated by beneficiaries in Gauteng has significantly decreased over the two financial years primarily due to one project generating R536.2 million in export revenue during 2015/16, which is far above the average of R41.2 million. The considerable increase in new jobs reported by beneficiaries in the province may be attributed to a single project that created 1 594 jobs in 2016/17.

**DISBURSEMENTS PER PROVINCE: 2015/16 AND 2016/17**



**GAUTENG**

**2015/16**  
**29 claims (R36.1m)**  
 Jobs supported: **4 477**  
 (Female: 2 638, Youth: 3 850)  
**Actual export revenue: R1.4bn**

**2016/17**  
**32 claims (R42.6m)**  
 Jobs supported: **6 219**  
 (Female: 3 835, Youth 5 799)  
**Actual export revenue: R844.4m**



**KWAZULU-NATAL**

**2015/16**  
**26 claims (R71.5m)**  
 Jobs supported: **8 034**  
 (Female: 4 759, Youth: 7 499)  
**Actual export revenue: R682.9m**

**2016/17**  
**32 claims (R72.8m)**  
 Jobs supported: **11 552**  
 (Female: 7 005, Youth 10 826)  
**Actual export revenue: R725m**



**WESTERN CAPE**

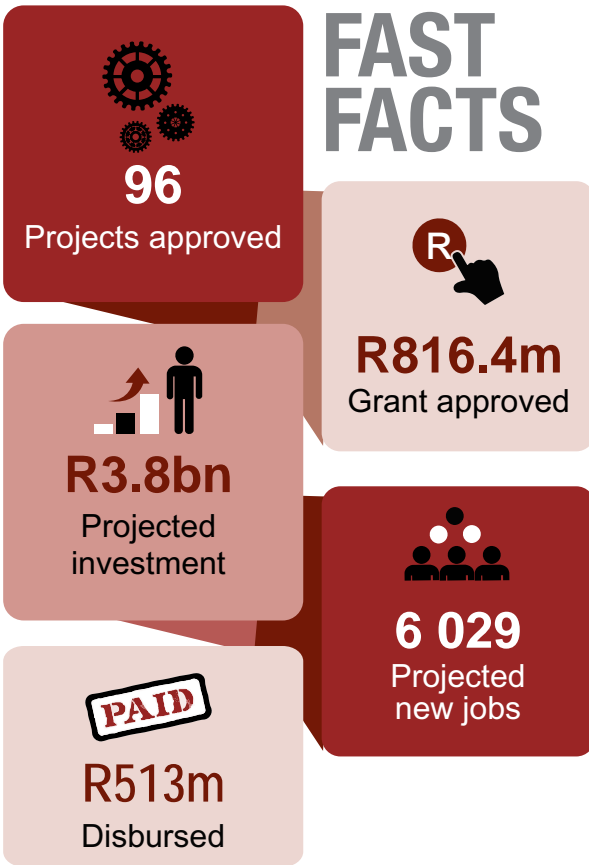
**2015/16**  
**55 claims (R213.9m)**  
 Jobs supported: **25 478**  
 (Female: 15 653, Youth: 22 571)  
**Actual export revenue: R2.5bn**

**2016/17**  
**64 claims (R172.3m)**  
 Jobs supported: **27 126**  
 (Female: 15 560, Youth 24 445)  
**Actual export revenue: R2.8bn**



<sup>2</sup> According to the new BPS guidelines, all jobs with an annual remuneration of more than R300 000 would be regarded as complex jobs.

# FAST FACTS



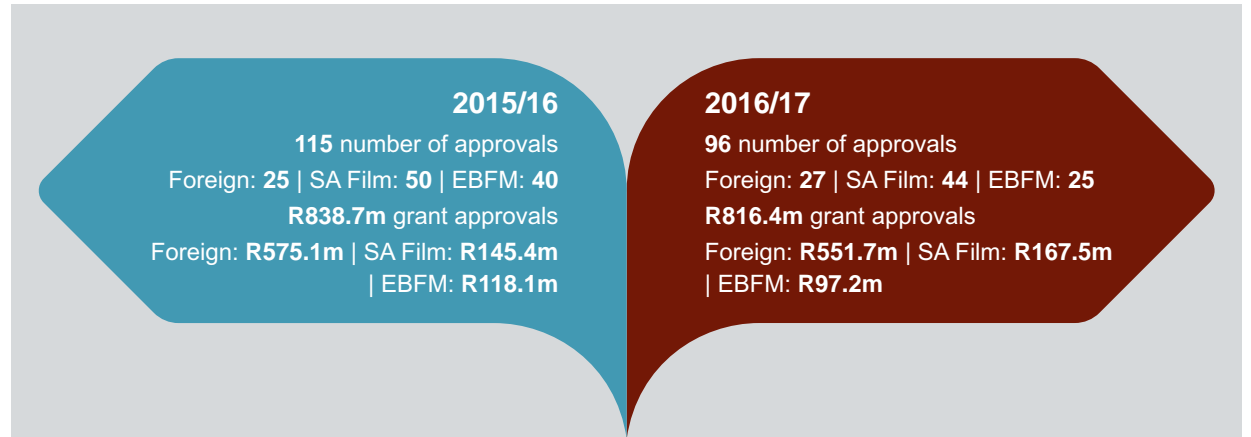
- **Vaya**, a South African Emerging production, was selected to premiere at the Toronto International Film Festival (TIFF) 2016.
- **Ayanda**, a SA production, won Special Jury Prize at the prestigious Los Angeles Film Festival following its successful screening in the World Fiction competition
- **Miners Shot Down**, a SA production, scored an International Emmy award nomination in the best documentary category.
- **Happiness is a Four Letter Word**, is the first emerging black film, made by a black female producer, and first South African romantic comedy production to surpass R12 million at the South African Box office after 32 days on the cinema circuit.

## THE FILM AND TELEVISION PRODUCTION AND POST-PRODUCTION INCENTIVE

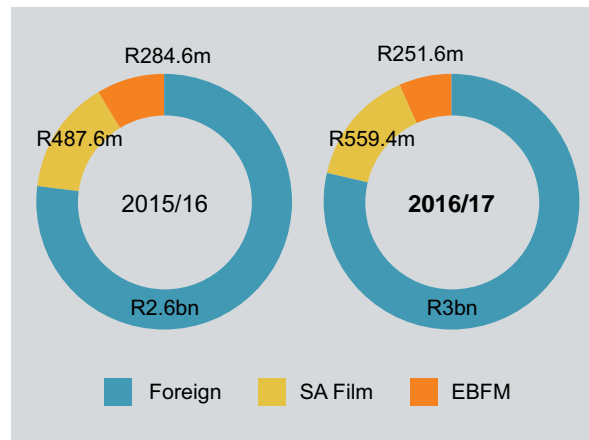
The Film and Television Production and Post-production (Film and TV) incentive, offered by **the dti**, is divided into three subprogrammes, namely the Foreign Film and Television Production and Post-production (Foreign Film and TV) incentive, the South African Film and Television Production and Co-production (SA Film and TV) incentive and the South African Emerging Black Filmmakers (EBFM) incentive. The shared objective for all three subprogrammes is to create jobs and increase investment through the qualifying South African production expenditure (QSAPE) spent within South Africa.

### APPROVALS 2016/17

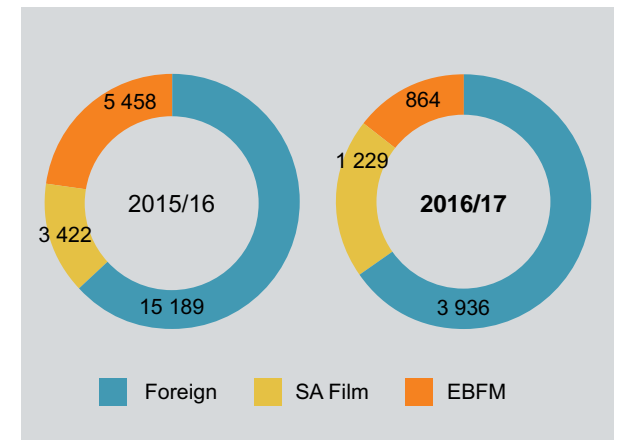
For the 2016/17 financial year, R816.4 million was approved for 96 projects that projected 6 029 jobs and R3.8 billion in QSAPE.



### PROJECTED QUALIFYING SOUTH AFRICAN PRODUCTION EXPENDITURE (QSAPE)



### PROJECTED JOBS




### EBFM APPROVALS PER FORMAT

2015/16	2016/17
1 tele-movie	0 tele-movies
7 documentaries	4 documentaries
8 mini/TV series	5 mini/TV series
24 feature films	16 feature films

As in 2015/16, most EBFM approvals during 2016/17 were for the feature films. Emerging black filmmakers were approved from six provinces, with Gauteng and KwaZulu-Natal accessing 74% (R71.9 million) of the total value of EBFM approvals. In line with the value of approvals both these provinces collectively contributed to 88% and 73% of projected jobs and QSAPE, respectively.



### SOUTH AFRICAN EMERGING BLACK FILM AND TV APPROVALS PER PROVINCE



### SA FILM AND TV APPROVALS PER FORMAT

While feature films continued to be the most prevalent format for SA Film and TV approvals during 2016/17, mini/TV series also saw a surge in popularity. Approvals emanated from the Eastern Cape, Gauteng and Western Cape, with the latter capturing 68% (R113.5 million) of approvals and 79% (975) of projected jobs.

2015/16	2016/17
9 tele-movies	3 tele-movies
2 documentaries	5 documentaries
3 mini/TV series	11 mini/TV series
36 feature films	25 feature films

### FOREIGN FILM AND TV APPROVALS PER FORMAT

2015/16	2016/17
3 tele-movies	4 tele-movies
10 mini/TV series	9 mini/TV series
12 feature films	14 feature films

Feature films continued to be the most popular format for foreign productions approved during 2016/17. These productions established special-purpose vehicles in Gauteng and the Western Cape, with the latter province receiving 95% (R524.9 million) of all approvals and projecting a 97% share of QSAPE. Foreign productions in the Western Cape also captured the largest share of projected new jobs in 2016/17.

### SA FILM AND TV APPROVALS PER PROVINCE



**2015/16**  
0 approvals

**2015/16**  
31 approvals (R96.2m)  
1 840 projected jobs  
R323m projected QSAPE

**2015/16**  
16 approvals (R33.7m)  
875 projected jobs  
R97.4m projected QSAPE

**2016/17**  
1 approval (R2.3m)  
7 projected jobs  
R6.1m projected QSAPE

**2016/17**  
21 approvals (R51.7m)  
247 projected jobs  
R151m projected QSAPE

**2016/17**  
22 approvals (R113.5m)  
975 projected jobs  
R402.3m projected QSAPE

### FOREIGN FILM AND TV APPROVALS PER PROVINCE



**2015/16**  
5 approvals (R82.3m)  
1 251 projected jobs  
R339.6m projected QSAPE

**2015/16**  
20 approvals (R492.8m)  
13 938 projected jobs  
R2.3bn projected QSAPE

**2016/17**  
3 approvals (R26.8m)  
122 projected new jobs  
R110m projected QSAPE

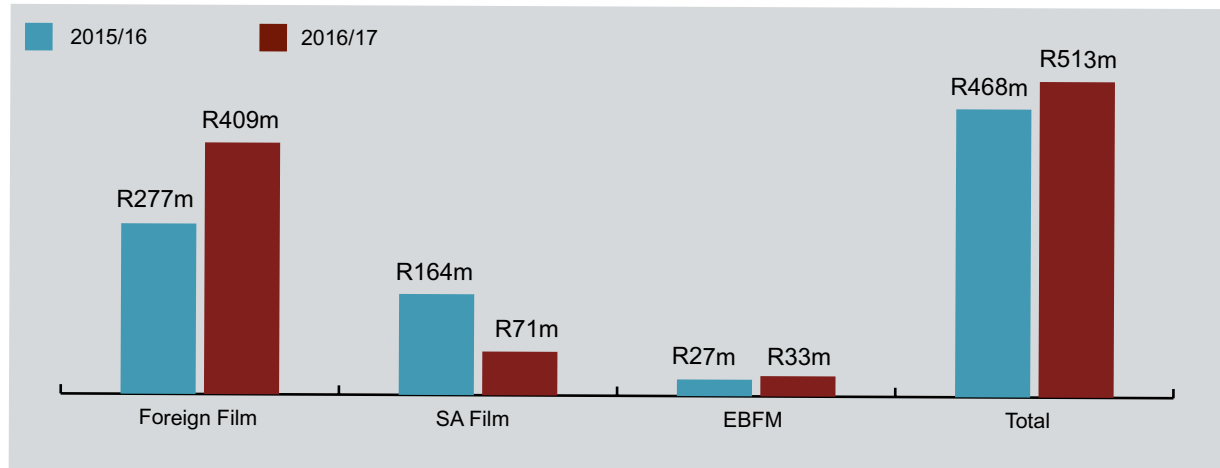
**2016/17**  
24 approvals (R524.9m)  
3 814 projected new jobs  
R2.8bn projected QSAPE



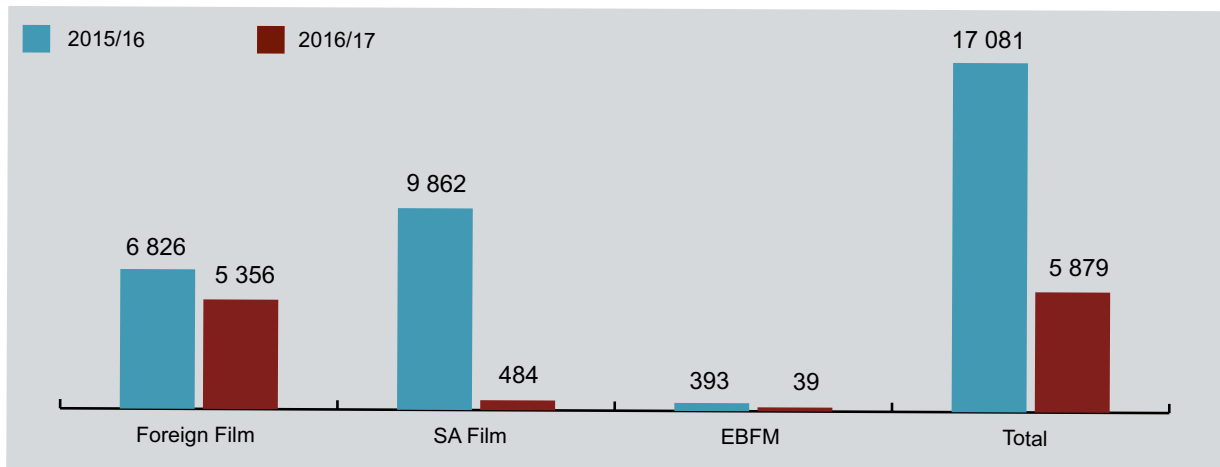
## DISBURSEMENTS

While foreign projects are paid once-off on completion of the production, beneficiaries of the SA Film and TV and EBFM programmes can choose between once-off or milestone payments. New jobs created by beneficiaries are only reported with the final claim for all three subprogrammes. The value of claims paid increased slightly from 2015/16 to 2016/17 with foreign productions accessing 80 per cent (R409.4 million) of the total payments during the latter period. Foreign productions were also responsible for 91 per cent (5 356) of the total jobs created by beneficiaries. This was expected considering that only 33 of the 138 claims paid to EBFM and SA Film and TV beneficiaries were for final payments. While the new jobs reported by EBFM and SA Film and TV beneficiaries only total 523, it is envisaged that this number will increase substantially when final claims are submitted to **the dti**.

### DISBURSEMENTS 2015/16 AND 2016/17



### NUMBER OF ACTUAL JOBS SUPPORTED



EBFM	
<b>SA 2030</b>	<b>Energy Africa</b>
Grant: <b>R4.3m</b>	Grant: <b>R5m</b>
Projected QSAPE: <b>R11.4m</b>	Projected QSAPE: <b>R14.1m</b>
Projected jobs: <b>10</b>	Projected jobs: <b>369</b>
Mini/TV series	Mini/TV series
Gauteng	Gauteng
Approved: November 2016	Approved: November 2016

Foreign Film
<b>Troy</b>
Grant: <b>R50m</b>
Projected QSAPE: <b>R287.4m</b>
Projected jobs: <b>398</b>
Mini/TV series
Western Cape
Approved: November 2016

SA Film	
<b>The Last Post</b>	<b>Indian Detective (Co-Pro)</b>
Grant: <b>R25.7m</b>	Grant: <b>R14.6m</b>
Projected QSAPE: <b>R102.8m</b>	Projected QSAPE: <b>R56.2m</b>
Projected jobs: <b>88</b>	Projected jobs: <b>533</b>
Mini/TV series	Mini/TV series
Western Cape	Western Cape
Approved: October 2016	Approved: November 2016

FILM HIGHLIGHTS



The Wound Is a South African Co-production produced by URUCU Media that has been nominated to open the Panorama Programme of the Berlinale International Film Festival taking place in February 2017 and made its World Premiere in the World Cinema Dramatic Competition at the 2017 Sundance Film Festival from 19 to 29 January 2017




Stick Man is a foreign production that was facilitated by Triggerfish, a South African Animation company, that had more than 10 million viewers over the Christmas period in the United Kingdom, and won the following awards: Best Animation at Shanghai Film Festival; Best Animation at the Bannf Film Festival and Two British Animation Awards.




ZA Puppet Nation is a South African Co-production nominated for the 2016 International Emmy Award.


MANUFACTURING  
COMPETITIVENESS  
ENHANCEMENT  
PROGRAMME


Rhodes Food Company (Pty) Ltd



The company is located in Western Cape and operates in the agro-processing sector.

  
**R27.3m**  
VALUE OF PAID CLAIMS

  
**3 443**  
JOBS AT CLAIM STAGE

  
**R100m**  
ACTUAL INVESTMENT

EXPORT  
MARKETING  
AND  
INVESTMENT  
ASSISTANCE  
SCHEME

Irish Macleod Inc



The company is located in Western Cape and operates in the electro-technical sector.

  
**R260m**  
EXPORT SALES

**Exhibition attended:**  
Cannes Film Festival

SECTOR-  
SPECIFIC  
ASSISTANCE  
SCHEME

Bambizulu (Pty) Ltd



Bambizulu (Pty) Ltd is a black female-owned SMME, located in KwaZulu-Natal and manufacturing Zulu bead work.

  
**R121 000**  
EXPORT SALES

  
**13**  
NUMBER OF EMPLOYEES

**Event:**  
Maison & Object, France

**Export country:**  
France

CAPITAL  
PROJECTS  
FEASIBILITY  
PROGRAMME





**377**  
Claims

# FAST FACTS



**70 704**  
Jobs at claim stage

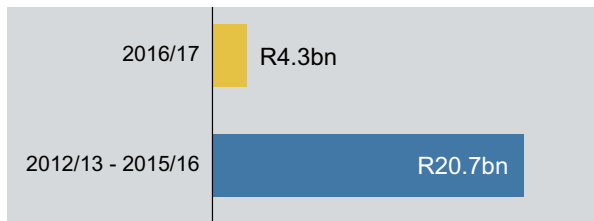


**R989.2m**  
Disbursed

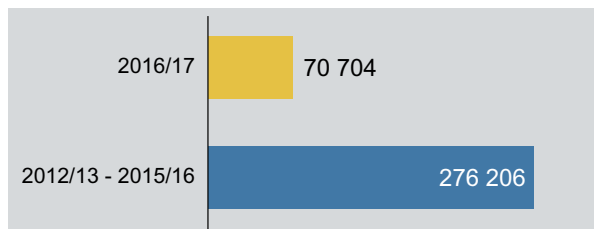
**R3.9bn**  
Investment

**MCEP** promotes investment and encourages job creation.

### JOBS AT CLAIM STAGE



### ACTUAL INVESTMENT












## MANUFACTURING COMPETITIVENESS ENHANCEMENT PROGRAMME

The Manufacturing and Competitiveness Enhancement Programme (MCEP) was implemented in 2012 to promote enterprise competitiveness and job retention. The R5.75 billion budget for the programme was fully committed by October 2015, resulting in its suspension. To date, MCEP continues to pay out claims. Claims are submitted six months from the start of commercial production and a second claim is then submitted upon completion of the project within two years from date of approval.

### DISBURSEMENT

During 2016/17, 377 claims to the value of R989.2 million were paid, with Gauteng and Western Cape provinces receiving 52.6% and 31.5%, respectively. These two provinces were also responsible for 80% of the total jobs reported at the claim stage and 84% of the total investment generated.

 <b>EASTERN CAPE</b>	 <b>FREE STATE</b>	 <b>MPUMALANGA</b>
<b>23 claims</b> R24.7m disbursed 2 924 jobs at claim stage R119.8m actual investment	<b>9 claims paid</b> R16.7m disbursed 3 095 jobs at claim stage R104.7m actual investment	<b>9 claims</b> R16.5m disbursed 1 171 jobs at claim stage R53.1m actual investment
 <b>KWAZULU-NATAL</b>	 <b>GAUTENG</b>	 <b>WESTERN CAPE</b>
<b>41 claims</b> R71.9m disbursed 5 026 jobs at claim stage R273.7m actual investment	<b>152 claims paid</b> R520m disbursed 36 910 jobs at claim stage R2.2bn actual investment	<b>131 claims</b> R311.3m disbursed 20 032 jobs at claim stage R1.1bn actual investment
 <b>LIMPOPO</b>	 <b>NORTH WEST</b>	 <b>NORTHERN CAPE</b>
<b>6 claims</b> R15m disbursed 875 jobs at claim stage R41.1m actual investment	<b>4 claims</b> R11.7m disbursed 521 jobs at claim stage R64.4m actual investment	<b>2 claims</b> R1.3m disbursed 150 jobs at claim stage R4.5m actual investment



The dti has been mandated with the administration of MCEP grants, while the Industrial Development Corporation is responsible for administering MCEP Loans. During 2016/17, the IDC approved 41 loans to the value of R871 million. Out of the total value of approvals R727 million was for working capital while R144 million was CAPEX approvals for black industrialists. MCEP supports the Industrial Policy Action Plan through the assistance of manufacturing sub-sectors such as automotive, chemicals, clothing and textiles and machinery and equipment.

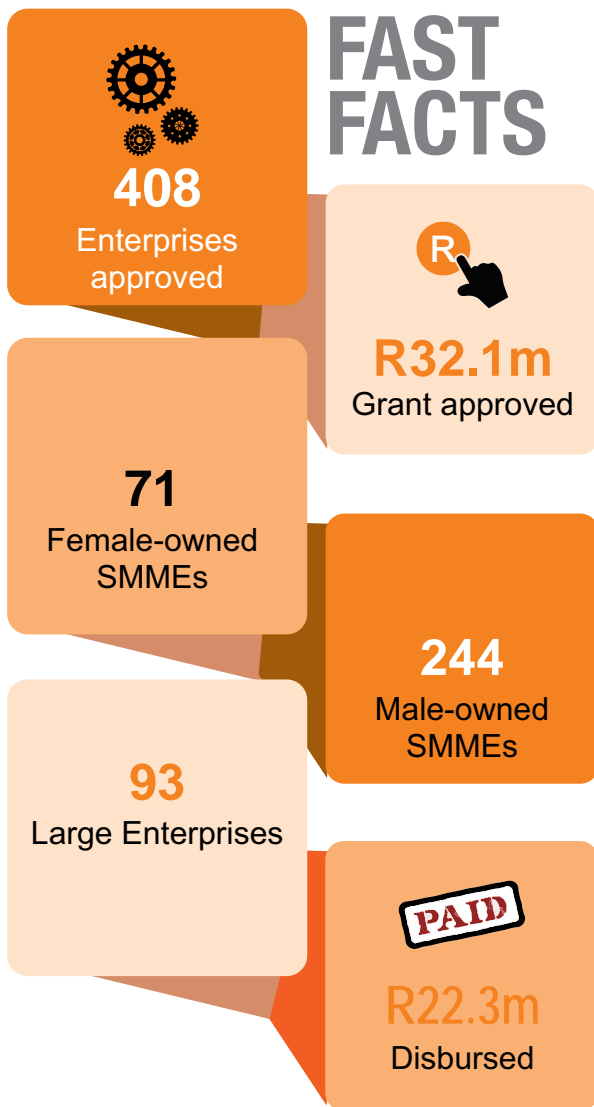
#### APPROVALS PER SECTOR

SECTOR	NUMBER OF APPROVALS	PROJECTED JOBS TO BE SUSTAINED	VALUE OF APPROVAL S
Automotive transport and Equipment	2	1 207	R61 200 000
Basic Metals and Mining	5	255	R192 000 000
Chemicals	12	1 341	R272 759 000
Clothing and Textile	2	199	R11 000 000
Heavy Manufacturing	10	573	R181 700 906
Light Manufacturing	4	620	R70 900 000
Machinery and Equipment	6	480	R81 500 000
	<b>41</b>	<b>4 675</b>	<b>R871 059 906</b>

KwaZulu-Natal and Gauteng received the majority of loans during 2016/17 financial year which is aligned to the projected jobs to be sustained by the approved enterprises in these provinces.

#### APPROVALS PER PROVINCE

PROVINCE	NUMBER OF APPROVALS	PROJECTED JOBS TO BE SUSTAINED	VALUE OF APPROVAL S
Eastern Cape	2	53	R64 639 000
Gauteng	27	2 491	R518 861 042
KwaZulu-Natal	10	1 159	R189 559 864
Western Cape	2	972	R98 000 000
<b>Grand Total</b>	<b>41</b>	<b>4 675</b>	<b>R871 059 906</b>




### EXPORT MARKETING AND INVESTMENT ASSISTANCE SCHEME

The Export Marketing and Investment Assistance (EMIA) scheme assists South African enterprises to develop export markets for locally manufactured products and services. The incentive has four subprogrammes, namely:

- Individual Exhibition Participation (IE)
- Primary Market Research (PMR)
- Individual Inward Missions (IIBM)
- Foreign Direct Investment (FDI)

#### APPROVALS 2016/17



#### APPROVALS PER ENTITY TYPE

F/Y	Black female-owned SMMEs	Black male-owned SMMEs	Large enterprises	White female-owned SMMEs	White male-owned SMMEs	Total
2016/17	26 (6%)	18 (5%)	93 (23%)	45 (11%)	226 (55%)	408
2015/16	115 (18%)	53 (8%)	103 (16%)	82 (13%)	288 (45%)	641

EMIA assists companies with export market exposure.

Sixteen of the 26 approved black female-owned SMMEs were operating in Gauteng, while black male-owned SMMEs were dispersed in provinces, such as Gauteng, KwaZulu-Natal, Limpopo, Eastern Cape and the Western Cape.

**APPROVALS PER ENTITY TYPE AND PROVINCE**



**NORTH WEST**

**2015/16**  
**11 (R821 862) approvals**  
 6 (R639 862) B SMMEs  
 5 (R182 000) Large



**GAUTENG**

**2015/16**  
**275 (R25.4m) approvals**  
 130 (R12.8m) B SMMEs  
 81 (R6.3m) WM SMMEs  
 26 (R2.1m) WF SMMEs  
 38 (R4.2m) Large



**LIMPOPO**

**2015/16**  
**9 (R655 582) approvals**  
 6 (R467 782) B SMMEs  
 1 (R80 800) WF SMMEs  
 2 (R107 000) Large



**KWAZULU-NATAL**

**2015/16**  
**68 (R5.3m) approvals**  
 11 (R949 089) B SMMEs  
 32 (R2.2m) WM SMMEs  
 6 (R523 427) WF SMMEs  
 19 (R1.6m) Large



**WESTERN CAPE**

**2015/16**  
**263 (R21.6m) approvals**  
 13 (R1m) B SMMEs  
 166 (R13.1m) WM SMMEs  
 46 (R3.6m) WF SMMEs  
 38 (R3.9m) Large

**2016/17**  
**8 (R632 299) approvals**  
 1 (R119 100) BF SMMEs  
 4 (R228 000) Large  
 3 (R285 199) WM SMMEs

**2016/17**  
**114 (R9m) approvals**  
 7 (R621 329) BM SMMEs  
 48 (R4.1m) WM SMMEs  
 16 (R1.5m) BF SMMEs  
 11 (R1.1m) WF SMMEs  
 32 (R1.8m) Large

**2016/17**  
**9 (R647 262) approvals**  
 3 (R167 925) WM SMMEs  
 3 (R296 130) BM SMMEs  
 3 (R183 207) WF SMMEs

**2016/17**  
**46 (R3.5m) approvals**  
 5 (R515 582) BM SMME  
 18 (R1.5m) WM SMMEs  
 1 (R50 971) BF SMMEs  
 2 (R190 740) WF SMMEs  
 20 (R1.2m) Large

**2016/17**  
**219 (R17.4m) approvals**  
 2 (R195 805) BM SMMEs  
 147 (R12.4m) WM SMMEs  
 7 (R626 485) BF SMMEs  
 28 (R2.3m) WF SMMEs  
 35 (R1.8m) Large



**FREE STATE**

**2015/16**  
**1 (R98 556) approvals**  
 1 (R98 556) WF SMMEs



**EASTERN CAPE**

**2015/16**  
**8 (R774 070) approvals**  
 8 (R774 070) WM SMMEs



**MPUMALANGA**

**2015/16**  
**4 (R412 382) approvals**  
 2 (R242 750) B SMMEs  
 2 (R169 632) WF SMMEs

**2016/17**  
**2 (R160 720) approvals**  
 1 (R78 920) WM SMME  
 1 (R81 800) WF SMM

**2016/17**  
**9 (R690 237) approvals**  
 1 (R78 216) BM SMMEs  
 6 (R512 021) WM SMMEs  
 2 (R100 000) Large

**2016/17**  
**1 (R86 083) approvals**  
 1 (R86 083) BF SMMEs

B SMMEs	Black-owned SMMEs
BF SMMEs	Black female-owned SMMEs
BM SMMEs	Black male-owned SMMEs
WF SMMEs	White female-owned SMMEs
WM SMMEs	White male-owned SMMEs
Large	Large enterprises

Black male and black female disaggregation is not available for 2015/16

Approvals were mainly from agro-processing, creative industries, electro-technical, chemicals and textiles subsectors.

Approvals per sector	2016/17		2015/16	
Sector	Number of approvals	Value of approvals	Number of approvals	Value of approvals
Agro-processing	148	R11.7m	139	R10.9m
Creative industries	76	R6.6m	192	R19.7m
Electro-technical	48	R3.7m	75	R5.7m
Chemicals	46	R3.5m	66	R5.2m
Textile	41	R3.1m	60	R5.2m
Metals	36	R2.5m	51	R3.9m
Aerospace	11	R842 055	11	R1.1m
Automotive	2	R200 000	11	R986 559
Film	0	0	19	R1.5m
Services	0	0	10	R811 350
Non-metals	0	0	6	R126 371
Mining	0	0	1	R21 800
<b>Total</b>	<b>408</b>	<b>R32.1m</b>	<b>641</b>	<b>R55.6m</b>

Of the 148 approvals in the agro-processing sector, 89% are for SMMEs operating in the Western Cape. Of the total approvals in Gauteng, 114 (32%) of enterprises are situated in creative industries. Over the past two financial years of 2015/16 and 2016/17, approvals for high-technology-intensive sectors, such as aerospace and chemicals, seemed to emanate from provinces, such as Gauteng, KwaZulu-Natal and the Western and Eastern Cape, while sectors such as agro-processing, creative industries and metals, were relatively popular in the North West, Mpumalanga, Limpopo and the Northern Cape compared to the other sectors.

SECTOR NUMBER AND VALUE OF APPROVALS PER PROVINCE



NORTH WEST

**2015/16**  
**4 Creative industries (R435 922)**  
**3 Metals (R182 000)**  
**2 Electro-technical (R57 000)**  
**1 Agro-processing (R125 940)**  
**1 Mining (R21 000)**



GAUTENG

**2015/16**  
**115 Creative industries (R15.7m)**  
**41 Chemicals (R2.3m)**  
**34 Electro-technical (2.1m)**  
**22 Metals (R1.4m)**  
**19 Film (R1.5m)**  
**15 Textiles (R1.2m)**  
**11 Automotive (R98 000)**  
**10 Agro-processing (R807 990)**  
**6 Non-metals (R126 000)**  
**2 Aerospace (R170 169)**



LIMPOPO

**2015/16**  
**6 Creative industries (R467 782)**  
**2 Metals (R107 000)**  
**1 Chemicals (R80 800)**



KWAZULU-NATAL

**2015/16**  
**17 Chemicals (R1.1m)**  
**18 Textiles (R2.2)**  
**11 Electro-technical (R651 939)**  
**9 Creative industries (R404 202)**  
**5 Metals (R392 599)**  
**4 Agro-processing (R339 035)**  
**2 Aerospace (R203 287)**  
**2 Automotive (R107 000)**



WESTERN CAPE

**2015/16**  
**125 Agro-processing (R11.7m)**  
**13 Aerospace (R1m)**  
**30 Creative industries (R1.9m)**  
**27 Chemicals (R2m)**  
**26 Electro-technical (R1.9m)**  
**21 Textiles (R1.8m)**  
**10 Services (R810 000)**  
**11 Metals (R525 382)**

**2016/17**  
**2 Electro-technical (R162 300)**  
**3 Metals (R204 700)**  
**1 Agro-processing (R89 199)**  
**2 Creative industries (R176 100)**

**2016/17**  
**36 Creative industries (R3.2m)**  
**19 Chemicals (R1.4m)**  
**22 Electro-technical (R1.7m)**  
**8 Agro-processing (R611 280)**  
**9 Textiles (R773 921)**  
**16 Metals (R1.1m)**  
**3 Aerospace (R162 000)**  
**1 Automotive (R100 000)**

**2016/17**  
**3 Chemicals (R184 207)**  
**3 Creative industries (R296 130)**  
**3 Agro-processing (R166 925)**

**2016/17**  
**8 Electro-technical (R526 000)**  
**9 Agro-processing (R705 438)**  
**10 Textiles (R633 161)**  
**7 Creative (R677 857)**  
**5 Chemicals (R375 156)**  
**4 Aerospace (R328 679)**  
**1 Automotive (R100 000)**  
**2 Metal (R142 425)**

**2016/17**  
**124 Agro-processing (R9.9m)**  
**14 Electro-technical (R1.2m)**  
**20 Textiles (R1.5m)**  
**18 Chemicals (R1.5m)**  
**26 Creative industries (R2m)**  
**15 Metals (R997 793)**  
**2 Aerospace (R168 226)**



FREE STATE

**2015/16**  
**1 Creative industries (R98 556)**



MPUMALANGA

**2015/16**  
**2 Creative industries (R242 750)**  
**1 Agro-processing (R81 632)**  
**1 Metals (R88 000)**



EASTERN CAPE

**2015/16**  
**3 Aerospace (R287 528)**  
**3 Textiles (R295 453)**

**1 Chemicals (R81 979)**  
**1 Electro-technical (R109 110)**

**2016/17**  
**1 Creative industries (R78 920)**  
**1 Chemicals (R81 800)**


**2016/17**  
**1 Agro-processing (R86 083)**

**2016/17**  
**2 Aerospace (R183 150)**  
**2 Agro-processing (R123 628)**

**2 Textiles (R167 443)**  
**2 Electro-technical (R166 016)**  
**1 Creative industries (R50 000)**

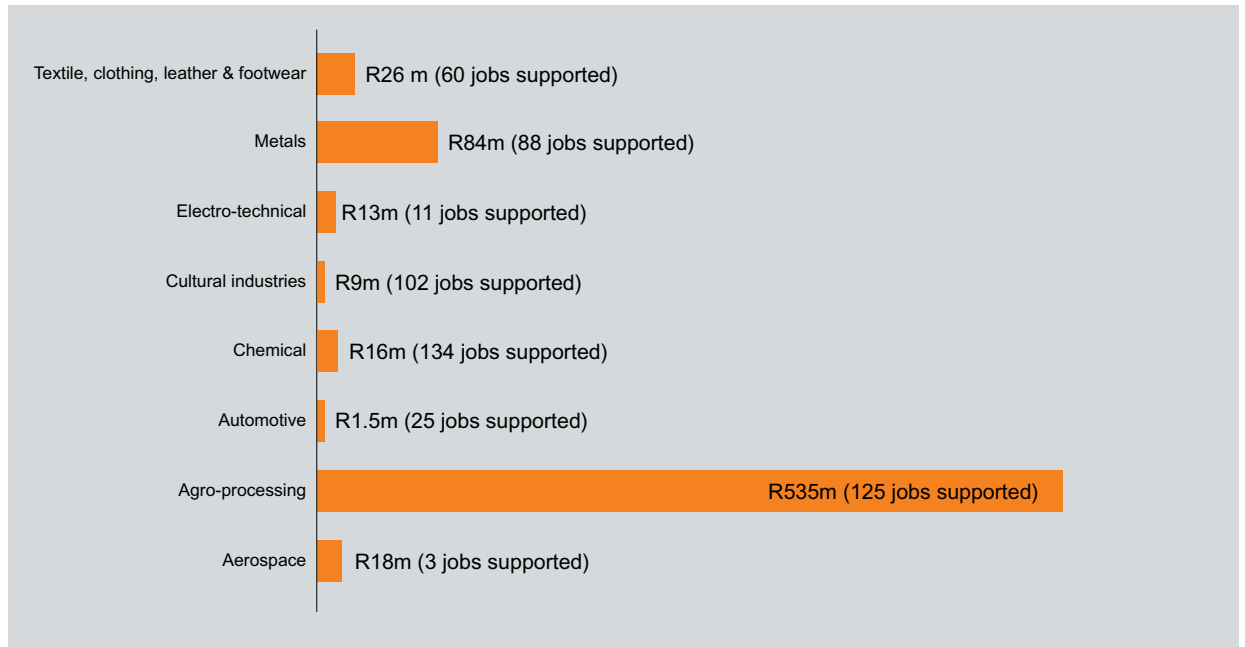
**EMIA DISBURSEMENT**

Approved enterprises can only be reimbursed after they have submitted their claims within three months of the last day of attending the event/exhibition abroad. During 2016/17 EMIA disbursed R22m.



EMIA-supported enterprises are expected to submit export sales six months after attending international events. A total number of 204 six months' report-back questionnaires were received from April to August 2016. During this period a total of 548 jobs were created and R702.5 million of exports sales were generated by the 548 beneficiaries.

**EXPORT SALES PER SECTOR FROM APRIL TO AUGUST 2016**



**Afrex Trading 2003 (Pty) Ltd**

The company is located in Western Cape and operates in the electro-technical sector.

**R65m**  
EXPORT SALES

**Event attended:**  
IFTF 2015 (international floriculture)

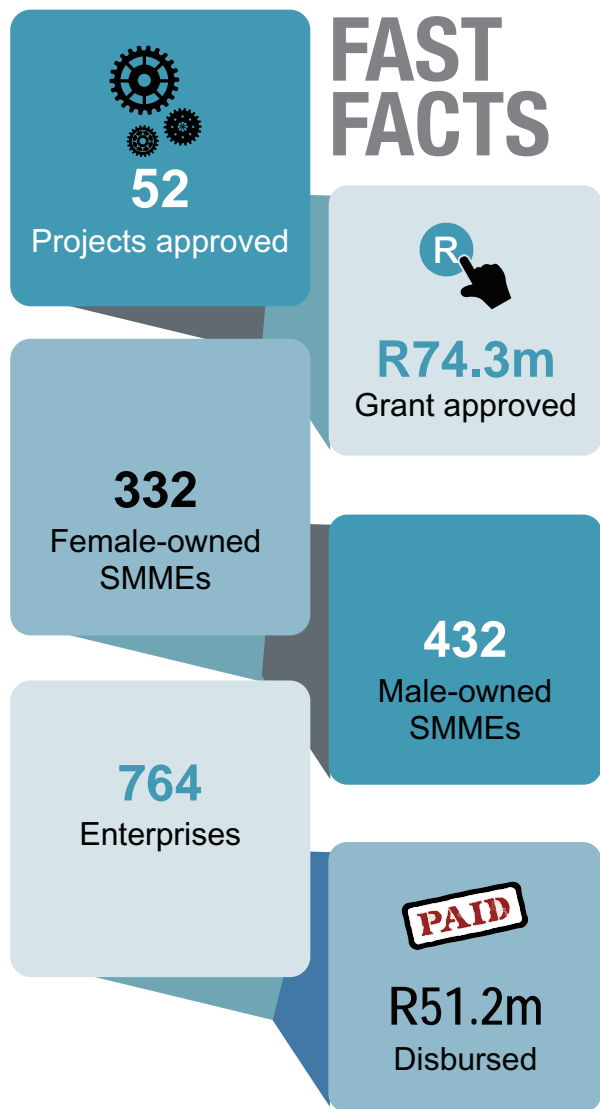
**Bumbo (Pty) Ltd**

The company is located in Gauteng and operates in the plastic sector.

**R197m**  
EXPORT SALES

**Exhibition attended:**  
Spiel Warrenmesse 2016





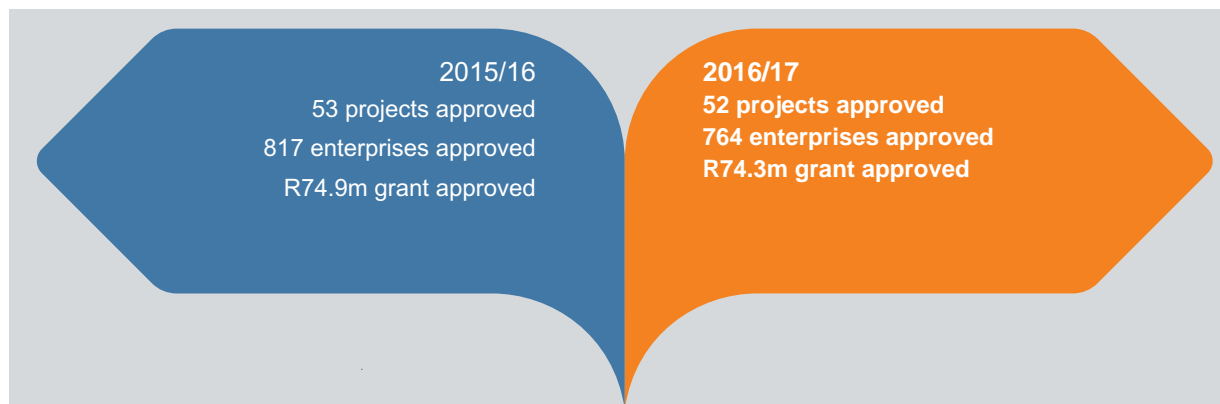
### SECTOR-SPECIFIC ASSISTANCE SCHEME

Sector-Specific Assistance (SSAS) was established in 2009 to develop new export markets, to stimulate job creation and promote broader participation of black-owned SMMEs in the economy. Trade and Investment South Africa (TISA) oversees the Generic Funding component and IDAD manages both the project funding components. This report focuses on the project funding for the emerging exporters component.


- Project Funding for Emerging Exporters (IDAD)
- Project Funding (Export Councils, Joint Action Groups and Industry Associations) (IDAD)
- Generic Funding (TISA)

### APPROVALS 2016/17

During 2016/17, 52 projects comprising 764 enterprises were approved for R74.3 million.



### NUMBER OF SMMEs SUPPORTED



SSAS prepares future exporters and provides market exposure for SMMEs.

F/Y	Black female-owned SMMEs	Black male-owned SMMEs	White female-owned SMMEs	White male-owned SMMEs	Total
2016/17	188 (25%)	257 (34%)	144 (19%)	175 (22%)	764
2015/16	294 (36%)	208 (25%)	162 (20%)	153 (19%)	817

Approximately 76% of all approved enterprises are located in Gauteng (44%) and the Western Cape (32%).

APPROVALS PER ENTITY TYPE AND PROVINCE



NORTH WEST

**2015/16 SMMEs**  
**6 approvals**  
 5 BM  
 1 BF



GAUTENG

**2015/16 SMMEs**  
**293 approvals**  
 85 BM  
 121 BF  
 38 WF  
 49 WM



LIMPOPO

**2015/16 SMMEs**  
**52 approvals**  
 24 BM  
 16 BF  
 8 WF  
 4 WM



KWAZULU-NATAL

**2015/16 SMMEs**  
**130 approvals**  
 45 BM  
 59 BF  
 9 WF  
 17 WM



WESTERN CAPE

**2015/16 SMMEs**  
**277 approvals**  
 26 BM  
 75 BF  
 99 WF  
 77 WM

<p><b>2016/17 SMMEs</b>  <b>18 approvals</b>                  9 BM                  9 BF</p>	<p><b>2016/17 SMMEs</b>  <b>334 approvals</b>                  133 BM                  106 BF                  33 WF                  62 WM</p>	<p><b>2016/17 SMMEs</b>  <b>18 approvals</b>                  12 BM                  3 BF                  1 WM                  2 WF</p>	<p><b>2016/17 SMMEs</b>  <b>111 approvals</b>                  33 BM                  28 BF                  23 WF                  27 WM</p>	<p><b>2016/17 SMMEs</b>  <b>248 approvals</b>                  49 BM                  33 BF                  83 WF                  83 WM</p>
--	---	---	---	---



FREE STATE

**2015/16 SMMEs**  
**6 approvals**  
 2 BM  
 2 WF  
 2 WM



EASTERN CAPE

**2015/16 SMMEs**  
**34 approvals**  
 16 BM  
 12 BF  
 3 WF  
 3 WM



NORTHERN CAPE

**2015/16 SMMEs**  
**0**



MPUMALANGA

**2015/16 SMMEs**  
**19 approvals**  
 5 BM  
 10 BF  
 3 WF  
 1 WM

BF	Black female-owned SMMEs
BM	Black male-owned SMMEs
WF	White female-owned SMMEs
WM	White male-owned SMMEs

<p><b>2016/17 SMMEs</b>  <b>1 approval</b>                  1 BF</p>	<p><b>2016/17 SMMEs</b>  <b>22 approvals</b>                  12 BM                  6 BF                  4 WF</p>	<p><b>2016/17 SMMEs</b>  <b>4 approvals</b>                  3 BM                  1 WM</p>	<p><b>2016/17 SMMEs</b>  <b>8 approvals</b>                  5 BM                  3 BF</p>
--	---	---	---



SMMEs were approved from a range of sectors with predominate sectors during 2016/17 being creative industries (43%), textiles (18%) and agro-processing (9%). Gauteng, Western Cape and KwaZulu-Natal were the only provinces with approvals in the energy sector. All 10 beneficiaries in this sector attended The Offshore South East Asia 2016 Conference in Singapore, which focused on deep-water exploration and production as well as optimising new and unconventional hydrocarbon assets.



**EASTERN CAPE**



**FREE STATE**



**GAUTENG**



**KWAZULU-NATAL**



**LIMPOPO**

2015/16	2015/16	2015/16	2015/16	2015/16
<b>27</b> Creative industries <b>3</b> Chemicals <b>2</b> Film <b>2</b> Textiles <b>2</b> Metals <b>1</b> Multi-sectoral	<b>3</b> Creative industries <b>2</b> Agro-processing <b>1</b> Electro-technical	<b>142</b> Creative industries <b>33</b> Chemicals <b>39</b> Film <b>22</b> Agro-processing <b>22</b> Multi-sectoral <b>11</b> Electro-technical <b>5</b> Publishing industry <b>5</b> Textiles <b>4</b> Metals	<b>80</b> Creative industries <b>31</b> Textiles <b>12</b> Agro-processing <b>3</b> Electro-technical <b>2</b> Chemicals <b>1</b> Film <b>1</b> Metal	<b>80</b> Creative industries <b>31</b> Textiles <b>12</b> Agro-processing <b>3</b> Electro-technical <b>2</b> Chemicals <b>1</b> Film <b>1</b> Metal
2016/17	2016/17	2016/17	2016/17	2016/17
<b>14</b> Creative industries <b>4</b> Textiles <b>1</b> Agro-processing <b>1</b> Chemicals <b>1</b> Electro-technical <b>1</b> Metal	<b>1</b> Electro-technical	<b>174</b> Creative industries <b>39</b> Electro-technical <b>35</b> Chemicals <b>29</b> Metals <b>20</b> Textiles <b>12</b> Multi-sectoral <b>11</b> Agro-processing <b>7</b> Mining <b>5</b> Services <b>2</b> Energy	<b>60</b> Textiles <b>21</b> Creative <b>7</b> Agro-processing <b>6</b> Services <b>5</b> Metals <b>4</b> Chemicals <b>4</b> Electro-technical <b>3</b> Energy <b>1</b> Multi-sectoral	<b>60</b> Textiles <b>21</b> Creative <b>7</b> Agro-processing <b>6</b> Services <b>5</b> Metals <b>4</b> Chemicals <b>4</b> Electro-technical <b>3</b> Energy <b>1</b> Multi-sectoral



MPUMALANGA



NORTH WEST

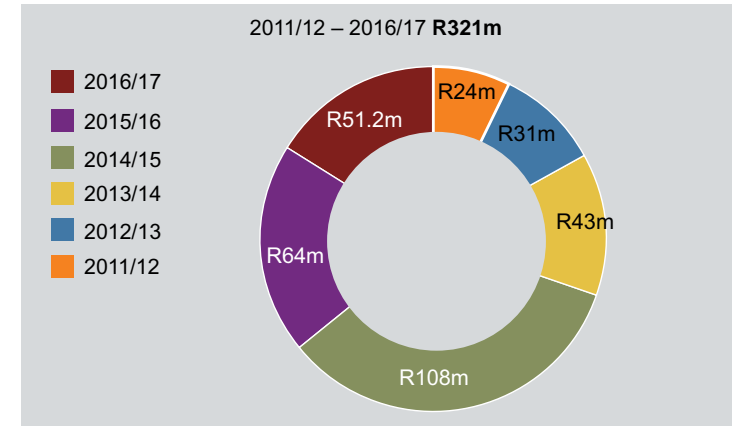


WESTERN CAPE

2015/16	2015/16	2015/16
<b>10</b> Multi-sectoral <b>3</b> Chemicals <b>3</b> Creative industries <b>3</b> Metals	<b>4</b> Creative industries <b>1</b> Film <b>1</b> Metals	<b>127</b> Creative industries <b>19</b> Chemicals <b>1</b> Electro-technical <b>35</b> Film <b>62</b> Agro-processing <b>7</b> Publishing industry <b>16</b> Textiles <b>9</b> Metals <b>1</b> Multi-sectoral
2016/17	2016/17	2016/17
<b>5</b> Creative industries <b>1</b> Metal <b>1</b> Textile <b>1</b> Mining	<b>8</b> Creative industries <b>6</b> Metals <b>3</b> Mining <b>1</b> Textile	<b>94</b> Creative industries <b>11</b> Electro-technical <b>20</b> Chemicals <b>14</b> Metals <b>54</b> Textiles <b>1</b> Multi-sectoral <b>41</b> Agro-processing <b>1</b> Mining <b>7</b> Services <b>5</b> Energy
	<p>NORTHERN CAPE</p>	
	<div style="background-color: #800000; color: white; padding: 5px; text-align: center;">2015/16</div>	
	<div style="background-color: #800000; color: white; padding: 5px; text-align: center;">2016/17</div>	
	<b>0</b>	
	<div style="background-color: #800000; color: white; padding: 5px; text-align: center;">2015/16</div>	
	<div style="background-color: #800000; color: white; padding: 5px; text-align: center;">2016/17</div>	
	<b>3</b> Creative industries <b>1</b> Electro-technical	

**DISBURSEMENTS**

From 2011/12 to 2016/17 SSAS has paid R321 million towards approved projects.



A RE BOPENG CERAMICS is a black male-owned SMME, located in North West and manufacturing ceramic ware.

**R7 500**  
EXPORT SALES

**FRANCE**  
EXPORT COUNTRY

**2**  
NUMBER OF EMPLOYEES

**Event: Maison & Objet, France**

MZAMOSE ARTS AND CRAFTS is a black female-owned SMME, located in Mpumalanga and manufacturing beaded jewellery.

**R8 000**  
EXPORT SALES

**FRANCE**  
EXPORT COUNTRY

**9**  
NUMBER OF EMPLOYEES

**Event: Maison & Objet, France**

**FAST FACTS**

**5**  
Projects approved (R34m)

**PAID**  
**R20.3m**  
Disbursed

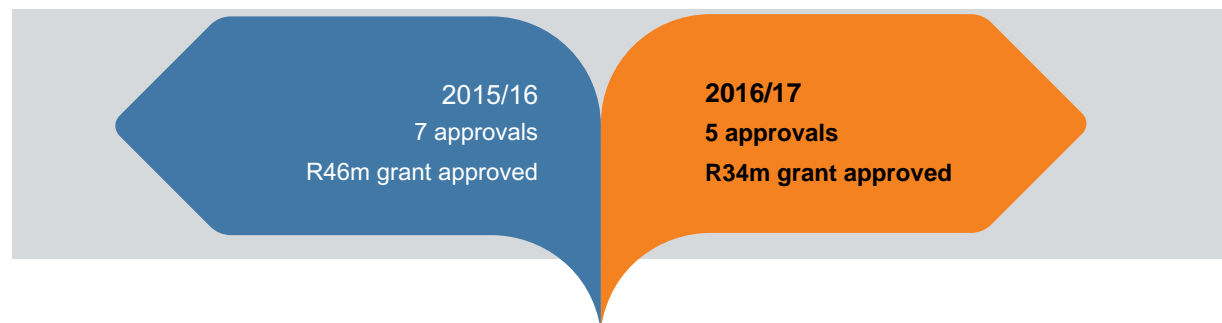
CPFP facilitates inter-African investment and promotes regional trade.

**CAPITAL PROJECTS FEASIBILITY PROGRAMME**






The Capital Projects Feasibility Programme (CPFP) was launched in June 2003 to promote the exports of capital goods and professional services through giving incentives for high-impact projects within and outside of Africa. The incentive is a cost-sharing grant that is capped at R8m.

**APPROVALS 2016/17**

Five feasibility studies were approved in 2016/17.

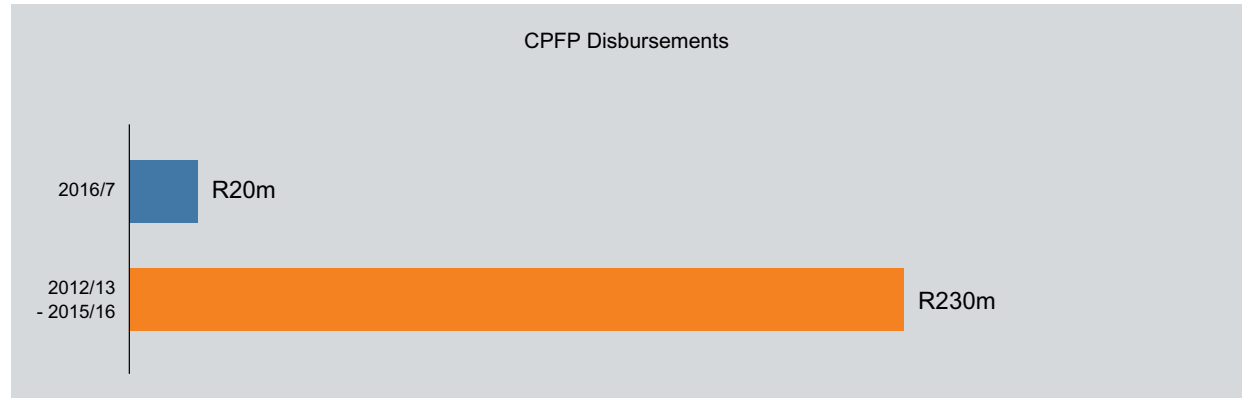


The five approvals are for potential projects in Mozambique, Zambia, Botswana and Swaziland. Through CPFP, the dti supports the development objectives of NEPAD as evident from the projects below.

				
<b>Mozambique – Development of ARCO Norte Tourism Products</b>	<b>Zambia – Development of Lusaka Medical Park</b>	<b>Botswana – Development of the Phatana Fuel Storage Facility</b>	<b>Swaziland – Expansion of the Matsapha Inland Clearance Depot (Dry Port)</b>	<b>Mozambique – Lurio Project in the Cabo Delgado</b>
<b>APPROVAL AMOUNT: R7.2M</b>	<b>APPROVAL AMOUNT: R5.8M</b>	<b>APPROVAL AMOUNT: R8M</b>	<b>APPROVAL AMOUNT: R8M</b>	<b>APPROVAL AMOUNT: R5M</b>
The Mozambique ARCO Norte project will stimulate tourism development in the remote Northern provinces of Mozambique, while creating numerous job opportunities and strengthening the local economy by the developing supporting industries, such as transport, fresh produce production and curios. South Africa can benefit in terms of exports of fixtures, fittings and equipment with an estimate of R187 million.	The project for the Lusaka Medical Park will provide a range of health, medical, wellness, holistic and fitness segments at one common site. This, in turn, will ensure that all services are provided at affordable rates making medical services accessible to every citizen thus bridging the gap between the private and public health sector in Zambia. Should the project be deemed feasible, an amount of R78.4 million will be generated in exports of professional services from South Africa.	The Phatana fuel storage facility will provide bulk storage facilities in the Central Eastern region of Botswana. It is envisaged that the facility will accommodate Botswana’s government fuel stocks. The feasible project is expected to result in R1 billion South African exports of professional services, materials and equipment.	Positioned in the industrial hub of Swaziland, the Matsapha Inland Clearance Depot is one of four dry ports in Africa. The project involves the expansion of the Matsapha dry port to provide seamless transport and logistics solutions, and enable the dry port to continue playing its role as an important regional port. Should the feasibility study be bankable and the project be implemented, South Africa will reap R139 million in export sales from equipment and professional services	The aim of this project is to develop a mine to produce flake graphite for the world market. The project capital expenditure is anticipated to be US\$78 million of which 63% (US\$49m) is expected to come from South Africa in terms of exportation of equipment and professional services. In terms of the operational expenditure from an annual budget of US\$18 million, approximately 10% (US\$1.8m), will be supplied from South Africa.

**DISBURSEMENT**

Once entities are approved and milestones are completed, entities have 30 days to submit claims. Disbursements from 2012/13 of the incentive amounts to R250 million.



SPECIAL ECONOMIC ZONES

Coega Development Corporation located in Port Elizabeth (East London)






- The COEGA SEZ has now reached 7 170 operational jobs
- 9 330 new construction jobs both in the SEZ and new infrastructure projects
- SMME spend achieved: R776 million

 <b>16</b> NEW INVESTORS	 <b>5 886</b> EMPLOYEES TRAINED	 <b>R11.7bn</b> VALUE OF NEW INVESTMENT	 <b>16 500</b> JOBS CREATED
---	--	--	--

CRITICAL INFRASTRUCTURE PROGRAMME




Dark Fibre (Pty) Ltd

The company is located in Gauteng, and operates in information and communication technology.

 <b>R30m</b> VALUE OF APPROVALS	 <b>R1.2bn</b> VALUE OF INVESTMENT	 <b>993</b> PROJECTED JOBS
--	---	---

Nokeng Fluorspar Mining SA (Pty) Ltd

Company is located in Gauteng, and operates in the mining sector 12.

 <b>R21m</b> GRANT APPROVAL	 <b>R1.4bn</b> VALUE OF INVESTMENT	 <b>988</b> PROJECTED JOBS
--	---	---


INDUSTRIAL PARKS

Ekandustria economic hub/industrial park

**LOCATION:** Mpumalanga

It has an 88% occupancy rate from a mixture of tenants which are predominantly into manufacturing and services such as plastic goods, steel works, wood products, leather processing, food processing, clothing and textile, vales and pumps, as well as plastic recycling.

**OBJECTIVES:** To retain 6 000 jobs in the industrial park through attracting investment and creating a secure and conducive environment for the existing manufacturers to sustain and expand their investments.




**R13m**  
GRANT APPROVED

Bodirelo industrial park

**LOCATED:** North West

The attraction of investors to Bodirelo Industrial Park will result in local employment and the development of SMMEs in and around the area both during the construction stage and the subsequent operations by investors.

**OBJECTIVES:** To increase foreign and domestic investment in the Bojanala District and ensure employment creation, technology transfer and skills development.



**R34m**  
GRANT APPROVED

CLUSTER DEVELOPMENT PROGRAMME



**SPECIAL ECONOMIC ZONES**

Special Economic Zones (SEZs), are geographically designated areas of a country set aside for specifically targeted economic activities, supported through special arrangements (that may include laws) and systems that are often different from those that apply in the rest of the country. Special Economic Zones may be sector-specific or multi-product and the following categories of SEZs have been defined as per the SEZ Act No. 16 of 2014:

- "Industrial Development Zone (IDZs)" means a purpose built industrial estate that leverages domestic and foreign fixed direct investment in value-added and export-oriented manufacturing industries and services;

- "Free Port" means a duty free area adjacent to a port of entry where imported goods may be unloaded for value-adding activities within the Special Economic Zone for storage, repackaging or processing, subject to customs import procedures;
- "Free Trade Zone" means a duty free area offering storage and distribution facilities for value-adding activities within the Special Economic Zone for subsequent export;
- "Sector Development Zone" means a zone focused on the development of a specific sector or industry through the facilitation of general or specific industrial infrastructure, incentives, technical and business services primarily for the export market.

There are currently eight operating IDZs in South Africa:



Gauteng IDZ located in Johannesburg



Dube Trade Port located in Durban (KwaZulu-Natal)



Richards Bay IDZ located in Richards Bay (KwaZulu-Natal)



East London IDZ located in East London (Eastern Cape)



Saldanha Bay IDZ located in Saldanha Bay (Western Cape)



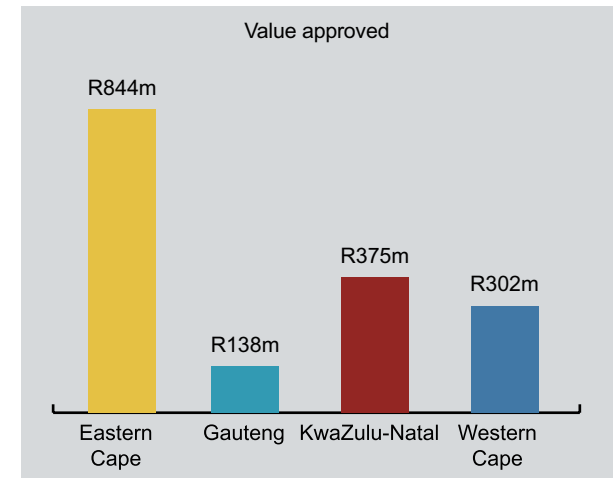
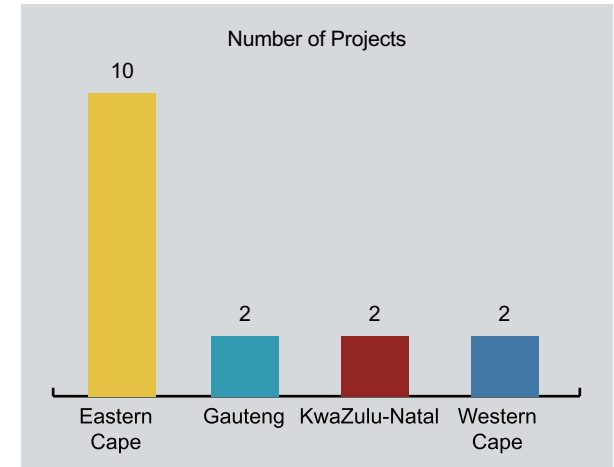
Maluti-A-Phofung SEZ located in Harrismith (KwaZulu-Natal)



Coega IDZ located in Port Elizabeth (Eastern Cape)

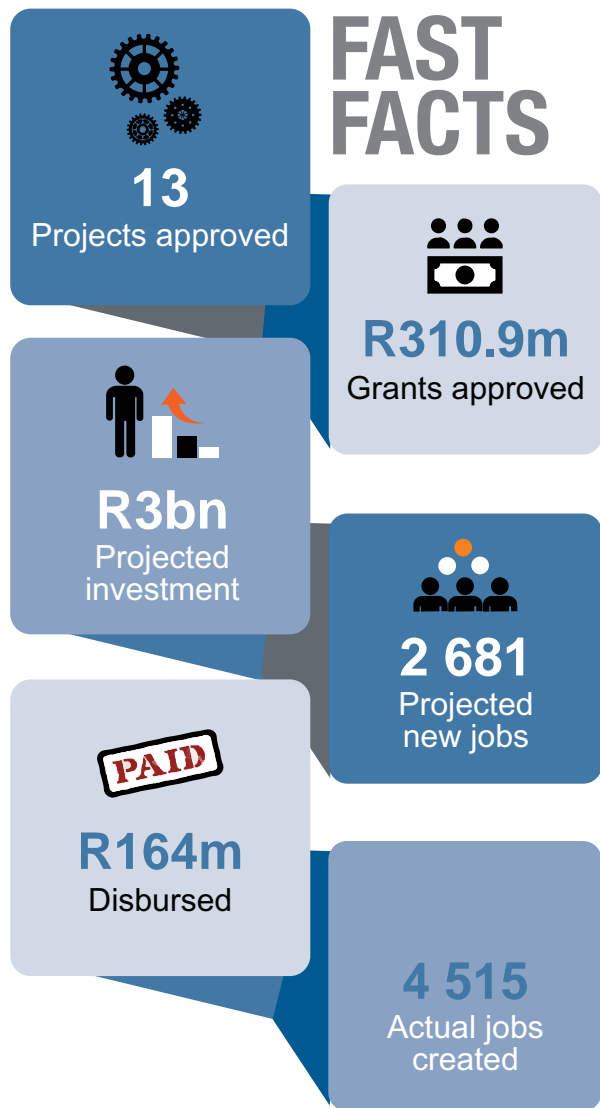
**APPROVALS 2016/17**

During 2016/17, **the dti** supported 16 SEZs projects with a collective approval of R1.6 billion to leverage investment and unlock potential economic growth in the country.



**16**  
Projects approved  
(R1.6bn)

**FAST FACTS**



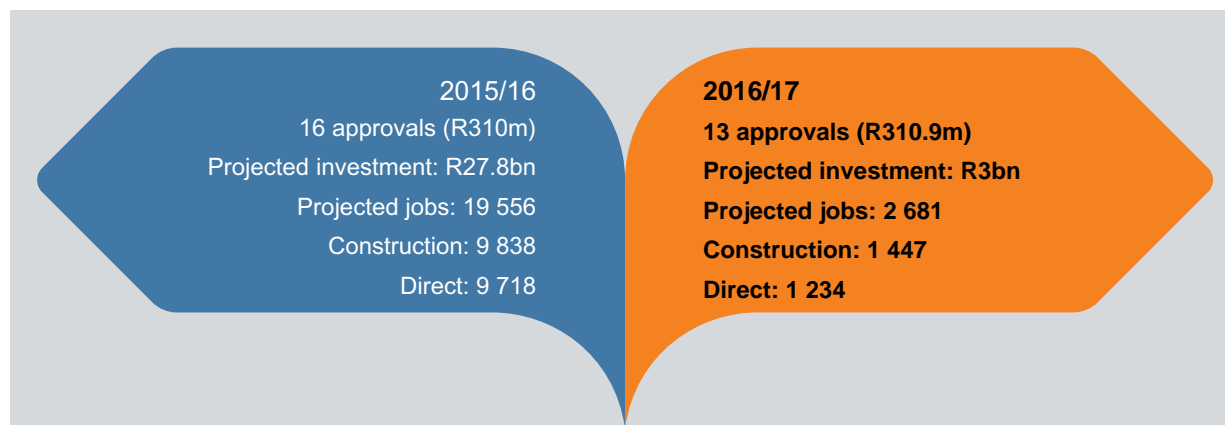
## Revitalisation of Industrial Parks

### CRITICAL INFRASTRUCTURE PROGRAMME

The Critical Infrastructure Programme (CIP) aims to promote investment by lowering the cost of doing business through supporting infrastructure that could be critical for economic development. This is achieved through supporting construction or provision of new and/or upgrading infrastructure for: (1) renewable energy projects that are not under the Renewable Energy Independent Power Producers Procurement Programme; (2) investment that alleviates water and/or electricity dependency on the national grids; and (3) development costs to distressed municipalities, state-owned aerospace and national defence strategic-testing facilities, as well as government-owned industrial parks.

#### APPROVALS: 2016/17

During 2016/17, CIP approved a total of 13 projects to the value of R310.9 million across seven sectors and provinces with an average of R23.9 million per project. Of the 13 projects, 6 (46%) were approved for industrial parks that accessed 73.9% (R229.8 million) of the total approvals. An industrial park is essentially a business complex consisting of companies from various sectors.



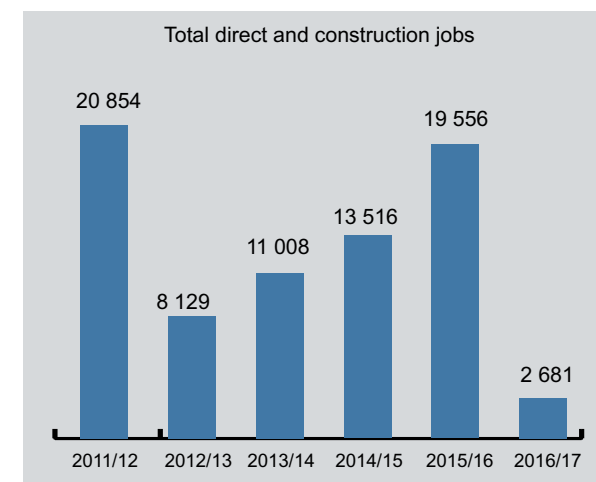
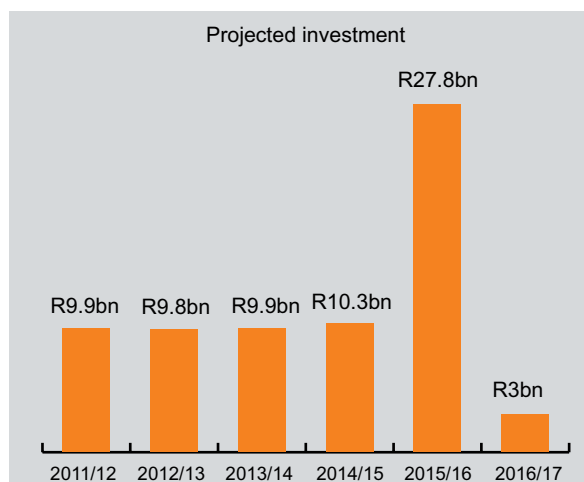
The Northern Cape was approved for projects in the agro-processing (2016/17) and agricultural (2015/16) sectors. For both financial years, approvals in Gauteng were spread across more sectors inclusive of waste management (2016/17), communications and property development (2015/16), while approvals in sectors such as manufacturing, minerals, agro-processing and Industrial parks were more common for both years across the other provinces. During the latter year, KwaZulu-Natal had one approval from the retail sector to develop a shopping centre in the Hlabisa village. The shopping centre is expected to create 80 construction jobs, 305 direct jobs and improve the economic development in the area.

All CIP applicants are required to report on investment that the project will generate, and the jobs that it will create. However, approvals for industrial projects are not required to report on these projections but actual figures for both jobs and investment are required when claims are paid. Approved projects (with the exception of Industrial parks) estimated the creation of 2 681 jobs and the generation of R3 billion in investment during 2016/17, with the largest contributor to projected investment being the mining sector (47%). The 2 681 projected jobs consist of 1 234 direct jobs and 1 447 construction jobs with Gauteng responsible for 68% of direct jobs and 71% of construction jobs. The 844 direct jobs from Gauteng were dominated by manufacturing projects (59%) while mining projects accounted for 78% of the 1 027 construction jobs.

APPROVALS PER PROVINCE AND SECTOR: 2016/17

PROVINCE	APPROVALS	GRANT VALUE	PROJECTED INVESTMENT	DIRECT JOBS	CONSTRUCTION JOBS
<b>FREE STATE</b>	<b>2</b>	<b>R 67.2m</b>	<b>R720.6m</b>	<b>55</b>	<b>200</b>
Industrial park	1	R50m			
Manufacturing	1	R17.2m	R720.6m	55	200
<b>GAUTENG</b>	<b>4</b>	<b>R75.1m</b>	<b>R1.8bn</b>	<b>844</b>	<b>1 027</b>
Industrial park	1	R42.1m			
Manufacturing	1	R5.8m	R285m	500	85
Mining	1	R21.1m	R1.4bn	188	800
Waste management	1	R6.1m	R151m	156	142
<b>KWAZULU-NATAL</b>	<b>1</b>	<b>R1.1m</b>	<b>R88.8m</b>	<b>305</b>	<b>80</b>
Retail	1	R1.1m	R88.8m	305	80
<b>LIMPOPO</b>	<b>2</b>	<b>R53m</b>			
Industrial park	2	R53m			
<b>MPUMALANGA</b>	<b>1</b>	<b>R49.9m</b>			
Industrial park	1	R49.9m			
<b>NORTH WEST</b>	<b>2</b>	<b>R38.7m</b>	<b>R200m</b>	<b>20</b>	<b>50</b>
Industrial park	1	R34.6m			
Mineral beneficiation	1	R4.1m	R200m	20	50
<b>NORTHERN CAPE</b>	<b>1</b>	<b>R25.6m</b>	<b>R179.2m</b>	<b>10</b>	<b>90</b>
Agro-processing	1	R25.6m	R179.2m	10	90
<b>Grand total</b>	<b>13</b>	<b>R310.6m</b>	<b>R2.9bn</b>	<b>1 234</b>	<b>1 447</b>

CIP approved **58** projects for **R1.1 billion**, with a projected investment of **R70.7 billion** from 2011/12 to 2016/17. The approved projects are expected to create **33 806** direct jobs and **41 938** construction jobs.





## DISBURSEMENTS

Years	Value (R'000)
2011/12	92 502
2012/13	131 596
2013/14	139 969
2014/15	81 269
2015/16	99 998
2016/17	164 187
<b>Total</b>	<b>709 521</b>

## ACTUAL JOBS SUPPORTED PER PROVINCE AND SECTOR: 2016/17

Province	Industrial park		Mining		Agro-processing		Minerals		Total jobs
	Direct	Construction	Direct	Construction	Direct	Construction	Direct	Construction	
Gauteng	7	290	129	794	0	0	0	0	1 220
KwaZulu-Natal	0	0	0	0	3	260	0	0	263
Mpumalanga	0	0	0	0	0	0	824	2 060	2 884
North West	0	0	0	0	0	0	0	148	148
<b>Total</b>	<b>7</b>	<b>290</b>	<b>129</b>	<b>794</b>	<b>3</b>	<b>260</b>	<b>824</b>	<b>2 208</b>	<b>4 515</b>

From 2011/12 to 2016/17 CIP paid R709 million to its beneficiaries of which R164 million (23%) was paid to 16 projects that reported a total of 963 direct jobs and 3 552 construction jobs during the latter period. The Mpumalanga province created the largest number of direct and construction jobs with 64% while enterprises in the minerals sector accounted for 67%.

### Ga-rankuwa industrial park

**LOCATION:** Gauteng

It is home to approximately 200 investors in the manufacturing and services sectors. It is 88% occupied with 44% of the tenants in manufacturing and 34 % in services (mostly automotive related) industries.



**R42m**

GRANT AMOUNT

**OBJECTIVES:** The investment in infrastructure will improve the industrial park's attractiveness to potential investors. The upgrading of security infrastructure will create a conducive environment for expansion of existing investors and attract new investments in to the park. This will contribute towards jobs creation, skills development and technology transfer.

### Nkowankowa industrial park

**LOCATION:** Limpopo

Nkowankowa falls within the Greater Tzaneen Municipality which has an unemployment rate of 36.7%. The revitalisation of the industrial park will attract investments and contribute to job creation. A large number of companies operate in the manufacturing sector producing a range of products such as timber, corrugated packaging and pallets. Some tenants are also involved in agro-processing.



**R40m**

GRANT AMOUNT

**OBJECTIVES:** To accelerate the economic development by attracting business investment, supporting job creation, improving barriers related to infrastructure and providing new opportunities and support growth in townships

### Seshego industrial park

**LOCATION:** Limpopo

It has 72 factories with an estimated occupancy rate of 93%. Currently the park provides employment to 1 538 people from surrounding townships.




**R50m**

GRANT AMOUNT


**OBJECTIVES:** To redevelop and deepen industrialisation in the province and to promote the following strategic industries

- Metal fabrication
- Energy saving
- Renewable energy
- Chemical and Plastics manufacturing, and
- Refrigeration and air-conditioning


# FAST FACTS




**7**  
Projects approved




**R65.9m**  
Grants approved



**R18.6m**  
Projected investment



**1 132**  
Baseline jobs



**R10.8m**  
Disbursed

CDP supports the retention of jobs.

## CLUSTER DEVELOPMENT PROGRAMME

The Cluster Development Programme (CDP), currently a pilot incentive, was launched in April 2016 to promote industrialisation, to sustain economic growth and create jobs by supporting collaborative projects emanating from industrial parks in former homeland areas and/or townships. Support is offered as a cost-sharing grant for infrastructure, business development services and for the organisation management of clusters.

### APPROVALS 2016/17

Approvals per province




Number of approvals	Grant amount approved	Projected investment
Eastern Cape <b>2</b>	R18 710 520	R3 455 700
North West <b>2</b>	R20 000 000	R5 529 600
Western Cape <b>2</b>	R17 905 760	R7 186 389
Gauteng <b>1</b>	R9 325 201	R2 475 300
<b>Total 7</b>	<b>R65 941 481</b>	<b>R18 646 989</b>

CDP approved seven projects with a total grant amount of R65.9 million from four provinces. Even though the North West province was the largest recipient, with an approval of R20 million, the Western Cape was the largest contributor to total projected investment and accounted for 39% of the R18.6 million.

Approvals per sector	Number	Grant approved
Pharmaceuticals	<b>2</b>	R 17 905 760
Manufacturing	<b>3</b>	R 28 710 520
Creative industry	<b>1</b>	R 10 000 000
Automobile panel beating and repairs	<b>1</b>	R 9 325 201
<b>Total</b>	<b>7</b>	<b>R65 941 481</b>

### DISBURSEMENTS

Disbursements (R'000) and baseline jobs per province

 EASTERN CAPE	 NORTH WEST	 WESTERN CAPE
<p><b>Number of claims paid: 2</b> Disbursed: <b>R4 677</b> Retained jobs: <b>556</b></p>	<p><b>Number of claims paid: 2</b> Disbursed: <b>R4 133</b> Retained jobs: <b>313</b></p>	<p><b>Number of claims paid: 1</b> Disbursed: <b>R1 976</b> Retained jobs: <b>263</b></p>

In 2016/17, a total of five claims to the value of R10.8 million were paid to five projects from three provinces. The average value of claims paid per project was approximately R2.1 million. All projects are expected to create new jobs over and above the 1 132 retained jobs reported at the claims stage.

## LIST OF SUPPORTED PROJECTS FOR 2016/17

100% Design, South African Furniture Initiative (SAFI)	Autoliv Southern Africa (Pty) Ltd	Buttercup Trading 47 Cc
1Bigdoor Entertainment Group CC	Automould (Pty) Ltd	BW ZA News S12 Pty Ltd
3 Days To Go Pty Ltd	Aveng (Africa) Proprietary Limited	CAE Energy (Pty) Ltd
37 Films Pty Ltd	Association of South African Manufacturer of Luggage's and General Goods (ASAMHGG)	Callforce Direct (Pty) Ltd
A Fools Paradise Pty Ltd	B A Henderson (Sole Proprietor)	Canvas And Tent Manufacturing (Pty) Ltd
Adapt Marketing (Pty) Ltd	Balobi Processors (Pty) Ltd	Capaia Wines (Pty) Ltd
Adcorp Fulfilment Services Proprietary Limited	Bark And Fibre Enterprise (Pty) Ltd	Cape Wine Company (Pty) Ltd
Advantage White Giraffe Pty Ltd	BASF South Africa (Pty) Ltd	Carbon Klean Industries (Pty) Ltd
Adventure Automotive Products 4 (Pty) Ltd	Batsoadi Gemmer Drink (Pty) Ltd	Castle Ultra Trading 43 (Pty) Ltd
Aegis Outsourcing South Africa (Pty) Ltd	Bay Tool & Die Makers (Pty) Ltd	Cataler South Africa (Pty) Ltd
Aerodyne Research Manufacturing (Pty) Ltd	Bayede Marketing (Pty) Ltd	Chicken Xpress Trading (Pty) Ltd
Afred Teves Brake Systems (Pty) Ltd	Baynes Transformaers (Pty) Ltd	Christmas Project Pty Ltd
Afri Piping Systems (Pty) Ltd	Bela BTE Pty Ltd	Chromtech Tailings Retreatment (Pty) Ltd
Africa Ignite (Section 21)	Bell Equipment Company SA (Pty) Ltd	Clinisut (Pty) Ltd
Africa Media Online (Pty) Ltd	Benteler South Africa (Pty) Ltd	Clos Malverne (Pty) Ltd
Africa Sun Oil (Pty) Ltd	Bergsig Estate (Pty) Ltd	Collateral Trading 68 CC
African Utility Week 2016, South African Electro technical Export Council	Beyerskloof Wines (Pty) Ltd	Comtecs Composites CC
Afrika National Granite (Pty) Ltd	Bigbuz Trading Pty Ltd	Conlagro Civils cc
Afrinatural Phyto Medicine CC	Bigset Investments Pty Ltd	Conlog (Pty) Ltd
Afriplex (Pty) Ltd	Bikinvention 2 CC	Cosmetic Export Council Of South Africa Npc (Section 21)
Afrivet Business Management (Pty) Ltd	Bilcosource Pty Ltd	Cosmetix (Pty)Ltd (Pty) Ltd
Afrivet Business Management (Pty) Ltd	Biosentronica CC	Coza Film Gear Pty Ltd
Agni Media Concepts CC	BK Electrical Wholesalers CC	Create-A-Plan (Pty) Ltd
AgriEdge NPC	Black Snake Productions Pty Ltd	Croft Sales & Rentals Cc
Agulhas Honeybush Tea CC	Bleistahl Manufacturing SA	Cronier Wines (Pty) Ltd
Alu Style Sa CC	Bodirelo Industrial Park	Cruiser Cats (Pty) Ltd
Amandlethu Art And Craft (Pty) Ltd	Bolobathaba Films Pty Ltd	CT Lab (Pty) Ltd
Amanzi Biosecurity NPC	Bolton Footwear (Pty) Ltd	Cubicle Manufacturing Solutions CC
Amariam Productions CC	Bone SA NPC	Cumacor Crocs (Pty) Ltd
Anna Georgina CC	Borbet SA (Pty) Ltd	Customer Contact Expo, Business Process Enabling South Africa (BPESA)
Aqunion (Pty) Ltd	Botanica Natural Products (Pty) Ltd	CWP Wine Brands (Pty) Ltd
Aranda Textile Mills (Pty) Ltd	Both Worlds ZA News S11	CZ Electronics (Pty) Ltd
ArcelorMittal South Africa (Pty) Ltd	Boysen Exhaust Technology RSA (Pty) Ltd	D Fence Manufacturing (Pty) Ltd
ArchCOR Architecture CC	BPC Capital (Pty) Ltd	D Saks (Sole Proprietor)
Arcqua (Pty) Ltd	Bran Systems CC	D W Terry (Sole Proprietor)
Arcrite Engineering (Pty) Ltd	Brightway Investments Pty Ltd	D.H Brothers Industries (Pty) Ltd
Arnozest (Pty)	Brink Towing Systems (Pty) Ltd	Dana Spicer Axle South Africa (Pty) Ltd
Arthur's Choice CC	Britz Vineyards CC	Dandelion Greens (Pty) Ltd
Artique Mirage Décor CC	Briza Publications CC	Dark Branches Pty Ltd
Asinamali Film Pty Ltd	Broadway Sweets (Pty) Ltd	De Goree Farming (Pty) Ltd
Association for the Transformation in Film and Television (ATFT)	Bugbox Animation CC	De Meye Wines (Pty) Ltd
Auto Industrial Group (Pty) Ltd	BusaBuntu Uprising Pty Ltd	De Steyl Meubels CC

## LIST OF SUPPORTED PROJECTS FOR 2016/17 continued

Decorex (craft Collection), Small Enterprise Development Agency (SEDA)	Film Afrika CC Pty Ltd	Hansens Engineering (Pty) Ltd
Delheim Wines (Pty) Ltd	Film Afrika DD Pty Ltd	Haskell Vineyards (Pty) Ltd
Delta Steam Systems CC	Film Afrika EE Pty Ltd	Haymaker Productions Pty Ltd
Diacoustic Medical Devices (Pty) Ltd	Film Afrika II Pty Ltd	Hazleton Pumps International (Pty) Ltd
Die Ellen Plakkie Storie Pty Ltd	Film Afrika KK Pty Ltd	Herbs-Aplenty (Pty) Ltd
Diemersdal (Pty) Ltd	Film Afrika R Pty Ltd	Hesto Herness (Pty) Ltd
Diemersfontein Wines (Pty) Ltd	Film Afrika Troy Pty Ltd	High Spirits Production Pty Ltd
Directech (Pty) Ltd	Fireworx Media (Pty) Ltd	Highland Essential Oils CC
Diverse Flavours CC	Flex-o-thene Plastics (Pty) Ltd	HIK Abalone Farm (Pty) Ltd
DJ Buys, EC Buys & The Buys Childrens Trust Partnership	Ford Motor Company of Southern Africa (Pty) Ltd	Hinterveld ( Pty ) Ltd
Dla Investments Sa (Pty) Ltd	Formex Industries (Pty) Ltd	Horizon Global South Africa (Pty) Ltd
Documentary Filmmakers Association, Visions Du Reel	Formula Movie (Pty) Ltd	Hot Doc's Canadian International Documentary Festival, Documentary Filmmakers' Association (DFA).
Doolhof Wine Estates (Pty) Ltd	Forrester Vineyards (Pty) Ltd	Hygizone SA CC
Dorper Wind Farm BEE Holdings RT (Pty) Ltd	Fortune Steels (Pty) Ltd	IAC Feltex (Pty) Ltd
Durban Chamber of Commerce and Industry, MAGIC USA	Frankfurt Book Fair, Publishers Association of South Africa (PASA)	iContact (Pty) Ltd
E Gillis (Sole Proprietor)	Free Fall Trading 1071 CC	iDube Cold Storage (Pty) Ltd
E Z Trade 190 CC	Free Women Feature Pty Ltd	Idube Electrical (Pty) Ltd
East Africa Power Industry Convention	Freeform Tents CC	Ihlobo Footwear CC
Eastern Produce Cape (Pty) Ltd	Fresh Produced Exporters Forum	Ikemeleng Architects Cc
Eastern Trading Co (Pty) Ltd	Gallo Group (Pty) Ltd	Imbiza Designs (Pty) Ltd
Eberspacher South Africa (Pty) Ltd	Garankuwa Industrial Park	Improchem (Pty) Ltd
Ebor Automotive System (Pty) Ltd	Gaydons Motor Spares (Sa) (Pty) Ltd	Impromptu Marketing CC
Econo-Heat Energy Efficient Appliances (Pty) Ltd	GDS Germany, South African Leather Export Council (SAFLEC)	Imvusa Trading 2157 CC
Ecoproducts CC	Gelvenor Consolidated Fabrics (Pty) Ltd	Independent Music Exporters South Africa (IMEXSA), MIDEM
Eddycorp Trading Pty Ltd	General Motors SA (Pty) Ltd	Industrial Bakeware Company (Pty) Ltd
Ekandustria Economic Hub	Genius Biotherapeutics (Pty) Ltd	Inhep Electronics Holdings (Pty) Ltd
Ekurhuleni Metropolitan Municipality	Geosun Africa (Pty) Ltd	Intellilab (Pty) Ltd
Electro Inductive Industries (Pty) Ltd	Gew Technologies (Pty) Ltd	Interactive Entertainment South Africa
Els And Co Fine Leather Craftsman (Pty) Ltd	GIFTEX 2016 Exhibition	Iran AgroFood, South African National Halaal Authority (SANHA)
Energy Supplement CC	Go2Market (Pty) Ltd	Irvin And Johnson Limited
EP8 ATW3 RF Pty Ltd	Golden Reel Investments No11	Isowall Southern Africa (Pty) Ltd
Erdmann Contemporary (Pty) Ltd	Gone Rural Safari Curios CC	Itakane Trading 108 (Pty) Ltd
Eskom Holdings SOC Ltd	Good Art Doccies Pty Ltd	IVECO SA Works (Pty) Ltd - Trucks & Buses
EXL Services South Africa (Pty) Ltd	Goodyear SA (Pty) Ltd	J A Le Roux (Sole Proprietor)
Expectra 451 CC	Grand Provence Properties (Pty) Ltd	J E Schwikkard (Sole Proprietor)
Fabscraps (Pty) Ltd	Great Heart Of Africa CC	Ja Joubert (Sole Proprietor)
Factocode (Pty) Ltd t/a Microfinish (Pty) Ltd	Green Dream Projects 58 Pty Ltd	Jeanel Technology Services (Pty) Ltd
Fantasia International Film Festival, Association for the Transformation in Film and Television (ATFT)	Grupo Antolin SA (Pty) Ltd - Ford Project	Jewellery Council of South Africa (JCSA), International Jewellery Tokyo
Faurecia Emissions Control Technologies	GST Automotive Safety SA (Pty) Ltd	Jewellex Africa 2016
Fibertex SA (Pty) Ltd - Fibertex SA	H G Molenaar & Company (Pty) Ltd	Johnson Controls Automotive SA (Pty) Ltd
Film Afrika BB Pty Ltd	Hair And Foil CC	
	Handyware Industries (Pty) Ltd	

## LIST OF SUPPORTED PROJECTS FOR 2016/17 continued

Julie-Ken Ceramic Art And Designs CC	(WGSA).	Moonlighting VVV Productions (Pty) Ltd
Jurgens-Ci (Pty) Ltd	Longridge Wynlandgoed (Pty) Ltd	Moonlighting XXX Productions Pty Ltd
K K Egan (Sole Proprietor)	Lorile Media Productions CC	Morgenster (Pty) Ltd
K2016178447 (S.A) Pty Ltd	Louisvale Wines Stellenbosch (Pty) Ltd	Mosshoes, South African Leather Export Council (SAFLEC)
K9 Pet Foods (Pty) Ltd	Lts Consulting (Pty) Ltd	MPC Recruitment (Pty) Ltd
Kalahari Green Productions Pty Ltd	Lumotech (Pty) Ltd	MSA
Kalk Bay Foods (Pty) Ltd (Pty) Ltd	Luxe Trading CC	MSSL Global RSA Module Engineering Ltd
Kanarie Pty Ltd	Luyanda Mpahlwa Designspaceafrica (Pty) Ltd	M-Tech Industrial (Pty) Ltd
KAP Automotive (Pty) Ltd	Lyngrove Wine Estate (Pty) Ltd	Mthembu Tissue Converting (Pty) Ltd
Karoo Fish & Veg (Pty) Ltd	M Decker (Sole Proprietor)	Nabomate (Pty) Ltd
Kelvion Thermal Solutions (Pty) Ltd	MA Automotive Tool and Die (Pty) Ltd	Naledi Rail Engineering (Pty) Ltd
Kenako Concrete (Pty) Ltd	Magalepe Trading And Projects CC	Naleli M Media Pty Ltd
Kenako Medical (Pty) Ltd	Mahle Behr South Africa (Pty) Ltd	Napier Winery (Pty) Ltd
Kevali Chemiclas (Pty) Ltd	Maison & Objet, Cape Craft and Design Institute (CCDI)	National Stainless Steel Centre (Pty) Ltd
Khaya Life Pty Ltd	Maitisong Concepts CC	Nativa (Pty) Ltd
Khepi Innovations (Pty) Ltd	Malani Padayachee & Associates (Pty) Ltd	Natural Herbs & Spices (Pty) Ltd
Khoisan Tea Import & Export (Pty) Ltd	Mallrats CC	Navona Trade (Pty) Ltd
Klauer Wynkelders (Pty) Ltd	Mandela Bay Pictures CC	Nciba Grain Transformers (Pty)Ltd
Klein Karoo International Ltd	Maneli Pets (Pty) Ltd	Netdecor Interiors & Exteriors (Pty) Ltd
Kloovenburg Vineyards (Pty) Ltd	Mannequin Films CC	Newlands Mashu Community Development Centre (Section 21)
Knight's Baby Training CC	Marché International du Disque et de l'Édition Musicale (MIDEM	Next of Next Pty Ltd
Knysna Yacht Company (Pty) Ltd	2016), Independent Music Exporters South Africa (IMEXSA)	NGK Ceramics South Africa (Pty) Ltd
Koelenhof Wynkelder (Pty) Ltd	Marentia 0068 CC	Nina Sedumedi Creations CC
Kutaya Productions Pty Ltd	Margin Mentor (Pty) Ltd	Nissan South Africa (Pty) Ltd
Laboratory Infrastructure Solutions CC	Marshall's Traditional Health Care CC	Nitralife Southern Africa (Pty) Ltd
Lammershoek Farms & Wines (Pty) Ltd	Mask Films Pty Ltd	Nkowankowa Industrial Park
Landis+Gyr (Pty) Ltd	Mav Consultancy And Projects (Pty) Ltd	Nokeng Fluorspar Mine (Pty) Ltd
Larostar (Pty) Ltd	Maxion Wheels South Africa (Pty) Ltd	Noko Designs Cc
Latex Threads Of S A (Pty) Ltd	MCR Manufacturing Company (Pty) Ltd	Nuangle Medical (Pty) Ltd
L-Cubed Pty Ltd	MCSyncro SA (Pty) Ltd	Nul Is Nie Niks Nie Pty Ltd
Lear Sewing (Pty) Ltd - W205 additional volumes	Medical Device Manufacturer of South Africa, Arab Health	Nulutex (Pty) Ltd
Leather Touch CC	Meerkat Maantuig Pty Ltd	Nutr-E-Volution CC
Leather World Middle East 2016	Mellow Shark Productions (Pty) Ltd	Nutriwomen (Pty) Ltd
Letat Envemi Movie Pty Ltd	Meniko Records Management Services (Pty) Ltd	Oh Voila Design CC
Levitt's Distribution CC	Merchants SA (Pty) Ltd	Okuhle Media (Pty) Ltd
Lidomix Investments (Pty) Ltd	Metermatic (Pty) Ltd	Old Nick Fabrics CC
Light Stuff Trading Ltd Pty	Milkor (Pty) Ltd	Omnia Group (Pty) Ltd
Lightworx Pictures Pty Ltd	Mimic Components CC	Omnipharma (Pty) Ltd
Lil Master Diapers Manufacturers (Pty) Ltd	Minima Design CC	On The Wright Road Pty Ltd t/a Kampterrein
Lindi Art World (Pty) Ltd	Money Box Investments 156 (Pty) Ltd	Ons Media (Pty) Ltd
Lindsay Manufacturing Africa (Pty) Ltd	Moonlighting MMM Productions Pty Ltd	Opstal Wines (Pty) Ltd
Lisa Smit Enterprises Cc	Moonlighting One Productions Pty Ltd	Orb Sports And Leisure CC
London Screenwriters Festival, Writer's Guild of South Africa	Moonlighting UUU Productions Pty Ltd	Oribi Oils (Pty) Ltd

## LIST OF SUPPORTED PROJECTS FOR 2016/17 continued

Ormonde Vineyards (Pty) Ltd	Red Iris S.A Pty Ltd	Shaft 6 Film
Oryx Desert Salt (Pty) Ltd	Regal Fruits CC	Show & Order Berlin, Cape Town Fashion Council
Osta Technologies CC	Rehau Polymer (Pty) Ltd - W205 Expansion	Shuga 5 Pty Ltd
Ostrich Business Chamber export Council of South Africa,Fashion World	Resttech CC	Silverton Manufacturing (Pty) Ltd
Outward Trade Mission, Eastern Cape Development Corporation (ECDC)	Rgd Sa (Pty) Ltd	Sinica Manufacturing (Pty) Ltd
Outworx Contact Centre (Pty) Ltd	Rh Newman (Sole Proprietor)	Sinogold (Pty) Ltd
Overhex Private Cellar (Pty) Ltd	Richard Was Here The Movie Pty Ltd	Sisters Of Eve Pty Ltd
Overhex Wines International (Pty) Ltd	Riebeek Kelder Ltd	Siyazenzela Art & Crafts CC
Painted Wolf Wine Company (Pty) Ltd	Rikus Neethling Wines CC	Siyazenzela Five Manufacturers Co-operative Ltd (Primary)
Pakco (Pty) Ltd	Rippel Effect Weapon Systems (Pty) Ltd	Skinny Laminx Design CC
Parceval (Pty) Ltd	RivAero (Pty) Ltd	Slogging International (Pty) Ltd
Peddle Industries CC	Robert Bosch (Pty) Ltd - 640A ECU	Small Enterprise Development Agency
Peninsula Drums CC	Robinson And Sinclair CC	Smiths Manufacturing (Pty) Ltd
Perdeberg Wines (Pty) Ltd	Ronel Jordaan Textile's Cc	Smiths Plastics (Pty) Ltd
Periphery Development Media CC	Roos Family Vineyards (Pty) Ltd	Snapp Design CC
Pfisterer (Pty) Ltd	Roto Solutions CC	Snapplify (Pty) Ltd
PG Group (Pty) Ltd	RRTMedcon	So African Consulting t/a Seedex
Phuthaditjhaba Industrial Park	Rustibite Pty Ltd	Sodecia South Africa (Pty) Ltd
Pinion and Adams (Pty) Ltd	S A Flower Export Council (Section 21)	Soulever Wellness Salon Cc
Pink Geranium Nursery (Pty) Ltd	S A International Steel Fabricators (Section 21)	South African Footwear and Leather Council, Leather World Middle East
Planesco	SA Olive Industry Association	South African Footwear and Leather Export Council, Mosshoes
Planet Events	SA Precious Metals (Pty) Ltd	South African National Fashion Council (SANFC)
Plastic Omnium Auto Inergy SA (Pty) Ltd	Sabertek Precision Manufacturing CC	South African National Halaal Authority of South Africa, Food and Hotel Indonesia
Polybox Enterprises (Pty) Ltd	Sacks Packaging	South African National Halaal Authority Trust
Polymorph Systems (Pty) Ltd	Saddler Belts & Leathercraft (Pty) Ltd	South African Oil And Gas Alliance (Section 21)
Poogy Bear CC	Safritex International CC	Southern Africa Alternative Association
Potatoes South Africa	Sams Tissue (Pty) Ltd	Southey Holdings (Pty)Ltd
Preformed Line Products (SA) (Pty) Ltd	Samson The Movie	Spa And Salon Solutions CC
Primavera Sound 2016, Independent Music Exporters South Africa (IMEXSA)	Scan Display Solutions (Pty) Ltd	Spacegrow Media (Pty) Ltd
Produced by conference, Independent Producers Organization (IPO)	Schweitzer Engineering Laboratories (Pty) Ltd	Spar and Beauty Expo
Pro-roof Flashing	Scs Global Information (Pty) Ltd	Spier Moving Pictures
Psv Mitech Control Valves(Pty)Ltd	Sealand Gear (Pty) Ltd	Spier Productions (Pty) Ltd:
Public Display Technologies (Pty) Ltd	Sealife Equipment (Pty) Ltd	SRCC Marketing (Pty) Ltd
Publishers' Association of South Africa,London Book fair	Sealtron SA CC	St Francis Marine CC
Pure London, Kwazulu-Natal Fashion Council	Secret River Trading CC	Stander One Pty Ltd
QS SA Resource Management (Pty) Ltd	Sehata Milling CC	Stepahead Manufacturing CC
Quizzical Pictures (Pty) Ltd	Senechal-Senekal Art Gallery CC	Stettyn Cellar (Pty) Ltd
Ramsay Engineering (Pty) Ltd	Senior Flexonics SA (Pty) Ltd	Striving Mind Trading 83 CC
Rarity Handbags CC	Senter 360 Besproeiing (Pty) Ltd	Subtech (Pty) Ltd
Ray And Ryan Investment (Pty) Ltd	Seshego Industrial Park	Summer Citrus From South Africa NPC (Section 21)
	Serratus Commerce (Pty) Ltd	
	Seton South Africa (Pty) Ltd	
	Seven Springs Vineyard (Pty) Ltd	

Surveillance Equipment And Research Technology Cc	Topfilm 210 Pty Ltd	Void Pro Manufacturing (Pty) Ltd
Swingclick Distrutors (Pty) Ltd	Totally Wild (Pty) Ltd	Voyagernetz Enterprise (Pty) Ltd
Table Manners	Township Patterns Cc	VRM Manufacturing CC - VRM Manufacturing project
Takata South Africa (Pty) Ltd	Toyota Boshoku SA (Pty) Ltd	Vuil Wasgoed Pty Ltd
Tambani Textiles And Gifts Cc	Toyota Gosei SA (Pty) Ltd	W J General Engineering (Pty) Ltd
Technical Systems (Pty) Ltd	Toyota South Africa Motors (Pty) Ltd	Wedgewood Nougat CC
Technimark Advanced Prototyping Services Cc	Toyota Tsusho Africa (Pty) Ltd	Wellington Wine Ltd
Techsolutions (Pty) Ltd	TR2 Seats (Pty) Ltd	Western Cape Investment and Trade Promotion Agency (WESGRO), The International Food and Drink Event
Techsparks (Pty) Ltd	Trade Call Investments Apparel (Pty) Ltd	Wide Range Engineering CC
Telesure Group Services	Triangle Post And Animation Studios CC	Wildlife Odyssey Series 6 Pty Ltd
Tenneco Emmissions Control SA (Pty) Ltd	Triggerfish Animation (Pty) Ltd	Willard a division of Powertech Industries (Pty) Ltd
Tenneco Ride Control SA (Pty) Ltd - Toyota 640A	Tropical Paradise Trading 514 (Pty) Ltd	Willow Creek Products (Pty) Ltd
Thaleka Manufacturing Services (Pty) Ltd	Truvelo Manufacturers (Pty) Ltd	Windmeul Kooperatiewe Wynkelder Bpk Co-operative Ltd (Primary)
Thandi Wines (Pty) Ltd	Tshwane Economic Development Agency (TEDA)	Wines of South Africa East Africa Tour 2016, Wines of South Africa (WOSA)
The Airplane Factory(Pty)Ltd	Turnstar Systems (Pty) Ltd	Wireless Data Services (Pty) Ltd - Xerox
The Art Of Taste CC	Umicore Catalyst SA (Pty) Ltd	Wj Conveyances (Pty) Ltd
The Avondale Trust	Umqhele Art And Craft (Pty) Ltd	Wonderlus Film Pty Ltd
The Bean Tree Food Company (Pty) Ltd	Umushika Art And Crafts CC	X Con Films CC
The Esse Trust	Unikay Curios CC	Xpanda Security (Pty) Ltd
The FX Group	United Industrial Cables (Pty) Ltd	Yo Joe Trade and Invest Pty Ltd
The Highway Rat Film Pty Ltd	Unitrade 745 (Pty) Ltd	Zazen Consulting (Pty) Ltd
The Hip Hop Effect	Uniwines Production (Pty) Ltd	Zebra Sun (Pty) Ltd
The Max Organisation CC	Ushirika Investments (Pty) Ltd	Zevenwacht Wine Estate (Pty) Ltd
The Petroleum Oil and Gas Cooperation of SA (Petro SA)	Utkarsh Entertainment (Pty) Ltd	Zidela Wines (Pty) Ltd
Thembi Works CC	Val Du Charron Wines (Pty) Ltd	Zinplex Marketing CC
Thokozani Winelands Investments (Pty) Ltd	Valuline 119 (Pty) Ltd	Zizamele Ceramics CC
TI Group Automotive Systems SA (Pty) Ltd	Van De Merwe Films Pty Ltd	ZKL Enterprise (Pty) Ltd
TKN Productions	Vaselintjie Production Pty Ltd	Zorgvliet Wines (Pty) Ltd
TMI Consultancy (Pty) Ltd	Veritek (Pty) Ltd	
Tom Tom South Africa (Pty) Ltd	Vesco Plastics Sales (Pty) Ltd	
Top film 190 Pty Ltd	Vest Activ Four (Pty) Ltd	
Topfilm 200 Pty Ltd	Vin Du Cap International (Pty) Ltd	

RP197/2017

ISBN: 978-0-621-45597-7

Title of Publication: 2016/2017 Annual Report Incentive Performance Report

For general queries, please contact **the dti** Customer Contact Centre

Working hours: Monday – Friday, from 08:00 until 17:00

National callers: 0861 843 384

International callers: +27 (12) 394 9500

E-MAIL

Enquiries, compliments, complaints and suggestions can be sent to the following e-mail address: [contactus@thedti.gov.za](mailto:contactus@thedti.gov.za)

FAX

National faxes: Send to 0861 843 888

International faxes: Send to +27 (12) 394 9501